

MEPRTBPL/OUT/2016-2017/1201

10th October, 2016.

To,

The Executive Engineer,

Maharashtra State Road Development Corporation Ltd.,

Opp.Reclamation Bus Depot,

Bandra (W), Mumbai-400 051

Sub :- Collection of toll at toll station at Bandra (West) for Rajiv Gandhi Sea Link.

Ref :- Traffic Details Report for the Month of September 2016.

Dear Sir,

Please find attached herewith the Traffic details report of Rajiv Gandhi Sea Link Toll Project for the month of September - 2016 for your kind information.


Thanking you and assuring you of our best services always.

Yours sincerely,

For MEP RGSL Toll Bridge Pvt. Ltd.





Authorized Signatory

M.S.R.D.C. (Ltd.), TOLL MONITORING UNIT, Bandra (W), Mumbai - 400 050	
INWARD NO.	827
DATE:	15/10/16
CLERK:	

Copy to : M/s. Shrikhande Consultant Pvt. Ltd., Vashi, Navi Mumbai.

Encl: As Above


Q 15.10.16

13 OCT 2016
5920


MEP RGSL Toll Bridge Pvt. Ltd.
Toll Collection Statement Report

Toll Name : RAJIV GANDHI SEA LINK TOLL
 Month : Sep/2016

Print Date : 12/Oct/2016 17:03:33
 Page : Page 1 of 2
 Printed By : AUDITHOME P

Transaction Count

Count	CAR	L.C.V.	TRUCK/BUS	Total
Single Journey	560660	3774	2475	566909
Return Ticket	385543	1664	1673	388880
Daily Pass	8053	122	20	8195
Total	954256	5560	4168	963984

Transaction Amount

Amount	CAR	L.C.V.	TRUCK/BUS	Total
Daily Pass	1207950.00	28670.00	6200.00	1242820.00
Single Journey	33639600.00	358530.00	309375.00	34307505.00
Return Ticket	34698870.00	232960.00	309505.00	35241335.00
Total	69546420.00	620160.00	625080.00	70791660.00

Card Count

Count	CAR	L.C.V.	TRUCK/BUS	Total
10% Discounted Trips	0	0	50	50
Smart Card Regular Card	6	8	1	15
Total	6	8	51	65

Card Amount

Amount	CAR	L.C.V.	TRUCK/BUS	Total
10% Discounted Trips	0.00	0.00	5625.00	5625.00
Smart Card Regular Card	18000.00	38000.00	6250.00	62250.00
Total	18000.00	38000.00	11875.00	67875.00

Toll Name : RAJIV GANDHI SEA LINK TOLL
Month : Sep/2016

Print Date : 12/Oct/2016 17:03:33
Page : Page 2 of 2
Printed By : AUDITHOMEPE

Transaction Count

Count	CAR	L.C.V.	TRUCK/BUS	Total
-------	-----	--------	-----------	-------

Card Usage

Count	CAR	L.C.V.	TRUCK/BUS	Total
Card Punch - 100 Trips	89	49	3	141
Card Punch - 50 Trips	2	0	13	15
Card Punch Monthly Pass	316	280	1049	1645
Total	407	329	1065	1801

MEP RGSL Toll Bridge Pvt. Ltd.
Toll Collection Statement Report

Toll Name : RAJIV GANDHI SEA LINK TOLL	Print Date : 05/Oct/2016 13:36:13
Month : Sep/2016	Page : Page 1 of 1
	Printed By : ADMIN

ETC Count

Count	CAR	L.C.V.	TRUCK/BUS	Total
10% Discounted Trips	11050	0	0	11050
20% Discounted Trips	128900	100	0	129000
AMOUNT BASE	6876	0	0	6876
ETC Monthly Tag	1976	8	0	1984
Total	148802	108	0	148910

ETC Amount

Amount	CAR	L.C.V.	TRUCK/BUS	Total
20% Discounted Trips	6187200.00	7600.00	0.00	6194800.00
10% Discounted Trips	596700.00	0.00	0.00	596700.00
ETC Monthly Tag	5928000.00	38000.00	0.00	5966000.00
AMOUNT BASE	10486020.00	0.00	0.00	10486020.00
Total	23197920.00	45600.00	0.00	23243520.00

Tag Usage

Count	CAR	L.C.V.	TRUCK/BUS	Total
20% Discounted Trips	116428	136	0	116564
10% Discounted Trips	11003	0	0	11003
ETC Monthly Tag	62649	345	0	62994
AMOUNT BASE	208826	0	0	208826
Total	398906	481	0	399387

Note :

Free Tag issued

a) Discounted Free Tag 138

b) Monthly Free Tag 1080

Toll Collection statement
RGLS TOLL PLAZA

Type Category	Single Journey			Daily Pass			Return Pass			Monthly Pass			Discount Coupon Sale						Amount Base Collection	Amount				
	Car	LCV	Tr/Bs	Car	LCV	Tr/Bs	Car	LCV	Tr/Bs	Car	LCV	Tr/Bs	Car	LCV	Tr/Bs	Car	LCV	Tr/Bs			Car	LCV	Tr/Bs	Tr. 10%
w.e.f. 01.04.15	60	95	125	150	235	310	90	140	185	3000	4750	6250	54	48	85.5	76	0	0	0	507290	3,723,795	0	0	0
01-09-16-Thu	19131	136	52	335	2	1	13535	55	47	151	8	1	400	5100	0	0	0	0	436625	3,444,395	0	0	0	
02-09-16-Fri	21179	153	70	313	5	1	14004	62	42	44	0	0	750	4500	0	0	0	0	368640	3,133,445	0	0	0	
03-09-16-Sat	21205	171	63	254	1	0	13714	59	78	18	0	0	250	2200	0	0	0	0	138900	2,095,415	0	0	0	
04-09-16-Sun	14018	93	79	161	4	0	10276	33	55	12	0	0	0	2000	0	0	0	0	181225	2,048,015	0	0	0	
05-09-16-Mon	12692	99	65	215	2	0	10542	33	32	5	0	0	250	1400	0	0	0	0	438755	3,124,705	0	0	0	
06-09-16-Tue	18431	147	98	290	5	1	12501	63	68	16	0	0	400	6100	0	0	0	0	415000	3,286,745	0	0	0	
07-09-16-Wed	19835	147	122	308	5	1	14243	62	67	7	0	0	400	5400	0	0	0	0	429725	3,306,925	0	0	0	
08-09-16-Thu	20733	143	85	283	5	0	14270	55	41	6	0	0	500	4600	0	0	0	0	313410	3,094,105	0	0	0	
09-09-16-Fri	21130	140	75	284	3	0	13243	70	57	2	0	0	450	4100	0	100	0	0	271260	2,851,525	0	0	0	
10-09-16-Sat	19104	174	149	234	4	0	12857	56	56	3	0	0	150	800	0	0	0	0	195550	2,283,515	0	0	0	
11-09-16-Sun	15660	119	181	189	6	0	11285	38	93	0	0	0	400	5400	0	0	0	0	408725	3,171,730	0	0	0	
12-09-16-Mon	19870	150	95	289	4	2	13241	46	64	3	0	0	300	3300	0	0	0	0	379422	2,855,697	0	0	0	
13-09-16-Tue	17958	118	75	265	5	0	12731	48	55	0	0	0	300	4400	0	0	0	0	454470	3,400,225	0	0	0	
14-09-16-Wed	22379	136	94	286	5	1	14539	58	38	0	0	0	250	4100	0	0	0	0	180300	1,926,595	0	0	0	
15-09-16-Thu	12672	85	41	169	7	0	8685	57	30	0	0	0	300	2800	0	0	0	0	417275	3,363,265	0	0	0	
16-09-16-Fri	22195	152	89	294	7	1	14305	61	43	1	0	0	350	4400	0	0	50	0	323385	3,031,320	0	0	0	
17-09-16-Sat	20053	127	102	233	2	0	13475	59	86	0	0	0	200	4100	0	0	0	0	176400	2,045,685	0	0	0	
18-09-16-Sun	13445	74	112	172	5	0	10472	36	56	0	0	0	250	900	0	0	0	0	482185	3,056,030	0	0	0	
19-09-16-Mon	18860	123	54	275	4	1	12937	53	56	0	0	0	400	3700	0	0	0	0	395375	2,982,560	0	0	0	
20-09-16-Tue	18690	94	48	274	4	1	13025	60	43	0	0	0	250	4300	0	0	0	0	386810	3,054,765	0	0	0	
21-09-16-Wed	19324	125	53	290	3	1	13180	65	60	0	0	0	250	4700	0	0	0	0	404930	3,187,790	0	0	0	
22-09-16-Thu	19019	122	52	304	6	1	13487	71	44	0	0	0	600	6500	0	0	0	0	344505	3,084,370	0	0	0	
23-09-16-Fri	20800	137	70	342	3	2	13405	67	57	0	0	0	250	3700	0	0	0	0	261625	2,854,875	0	0	0	
24-09-16-Sat	18582	115	85	247	1	0	13097	48	57	1	0	0	350	4200	0	0	0	0	169400	2,073,425	0	0	0	
25-09-16-Sun	13404	83	79	198	3	0	10826	28	56	0	0	0	100	1200	0	0	0	0	473973	3,099,703	0	0	0	
26-09-16-Mon	18848	112	70	286	4	1	13121	55	52	9	0	0	350	3900	0	0	0	0	435950	3,266,240	0	0	0	
27-09-16-Tue	19723	114	89	288	4	1	13740	74	57	14	2	0	850	4700	0	0	0	0	430210	3,567,635	0	0	0	
28-09-16-Wed	20250	132	78	309	6	1	13361	68	63	114	2	0	950	4700	0	0	0	0	387590	3,614,020	0	0	0	
29-09-16-Thu	19968	115	70	328	6	2	13660	57	59	151	1	0	300	4900	0	0	0	0	277110	4,174,240	0	0	0	
30-09-16-Fri	21502	138	80	338	1	1	13786	67	61	345	3	0	200	4400	0	0	0	0	10486020	90,202,755	0	0	0	
Sep-16	560660	3774	2475	8053	122	20	385543	1664	1673	902	16	1	11000	115200	0	100	50	0	0	0	0	0	0	0