

जावक क्र.मरारविम/१९/सव्यस/पसक/२०१६/३००

दिनांक- ३०.०५.२०१६

अवर सचिव (खा.र.१),
सार्वजनिक बांधकाम विभाग,
मादाम कामा मार्ग, हुतात्मा राजगुरु चौक,
मंत्रालय, मुंबई ४०० ०३२.



महाराष्ट्र राज्य
सर्वजनिक बांधकाम
मंत्रालय

मुंबई-४०००३२

विषय: विक्ली ट्राफिक डाटा देणेबाबत.

संदर्भ: अवर सचिव (खा.र.१), सार्वजनिक बांधकाम विभाग, मंत्रालय, मुंबई यांचे पत्र
क्र.माअअ-२०१५/प्र.क्र.३४४/रस्ते-८ दि.०५.०५.२०१६


महोदय,

वरील संदर्भिय पत्रान्वये आपण विक्ली ट्राफिक डाटाबाबत माहिती मागितलेली होती. सदर माहिती पुढील कार्यवाहीकरीता सादर करण्यात येत आहे.

- केडगाव (R.O.B.) (२३-२९ मे २०१६)
- आय.आर.डी.पी. सोलापूर (२३-२९ मे २०१६)
- किणी-तासवडे (NH-4) (२३-२९ मे २०१६)
- यशवंत चव्हाण एक्सप्रेस वे (मुंबई-पुणे एक्सप्रेस वे) (१९-२४ मे २०१६)

सोबत- छायांकित प्रती एकूण २७ पृष्ठ.

आपला विश्वासू,


(व्ही. सुरेश राजू)

कार्यकारी अभियंता (पसक),
मरारविम (मर्या.), मुंबई.

प्रत- मा. श्री. शा.सि.पाटील, अधिक्षक अभियंता, (पसक), मरारविम (मर्या.), मुंबई यांना माहितीसाठी
सादर.

दिनांक: ३०.०५.२०१६

MSRDC Toll Data

Project Name	From Date	To Date		
ROB Kedgaon Toll Plaza	23-May-2016	29-May-2016	<input type="button" value="Search"/>	<input type="button" value="Clear"/>

Project Name	Date	Date Collection	Till Date Collection
ROB Kedgaon Toll Plaza	23 May 2016	<input type="checkbox"/> 12,320.00	<input type="checkbox"/> 768,00,000.00
ROB Kedgaon Toll Plaza	24 May 2016	<input type="checkbox"/> 14,680.00	<input type="checkbox"/> 768,00,000.00
ROB Kedgaon Toll Plaza	25 May 2016	<input type="checkbox"/> 12,370.00	<input type="checkbox"/> 768,00,000.00
ROB Kedgaon Toll Plaza	26 May 2016	<input type="checkbox"/> 11,960.00	<input type="checkbox"/> 768,00,000.00
ROB Kedgaon Toll Plaza	27 May 2016	<input type="checkbox"/> 14,385.00	<input type="checkbox"/> 768,00,000.00
ROB Kedgaon Toll Plaza	28 May 2016	<input type="checkbox"/> 11,900.00	<input type="checkbox"/> 768,00,000.00
ROB Kedgaon Toll Plaza	29 May 2016	<input type="checkbox"/> 13,380.00	<input type="checkbox"/> 768,00,000.00

Displayed data is provided by the respective Toll Contractor. Rajdeep Info Techno Pvt. Ltd. is not responsible for authenticity of data.

MSRDC Toll Data

Project Name	From Date	To Date	Search	Clear
IRDP Solapur	23-May-2016	29-May-2016		

Project Name	Date	Date Collection	Till Date Collection
IRDP Solapur	23 May 2016	₹ 1,72,535.00	₹ 2541,00,000.00
IRDP Solapur	24 May 2016	₹ 3,12,828.00	₹ 2545,00,000.00
IRDP Solapur	25 May 2016	₹ 1,68,250.00	₹ 2546,00,000.00
IRDP Solapur	26 May 2016	₹ 1,71,690.00	₹ 2548,00,000.00
IRDP Solapur	27 May 2016	₹ 1,89,215.00	₹ 2550,00,000.00
IRDP Solapur	28 May 2016	₹ 2,08,293.00	₹ 2552,00,000.00
IRDP Solapur	29 May 2016	₹ 1,67,370.00	₹ 2554,00,000.00

Displayed data is provided by the respective Toll Contractor. Rajdeep Info Techno Pvt. Ltd. is not responsible for authenticity of data.

MSRDC Toll Data

Project Name

From Date

To Date

Satara Kagal Section NH - 4

22-May-2016

29-May-2016

Search

Clear

Project Name	Date	Date Collection	Till Date Collection
Satara Kagal Section NH - 4	22 May 2016	□ 52,98,701.00	□ 69105,00,000.00
Satara Kagal Section NH - 4	23 May 2016	□ 43,86,827.00	□ 69105,00,000.00
Satara Kagal Section NH - 4	24 May 2016	□ 44,69,475.00	□ 69105,00,000.00
Satara Kagal Section NH - 4	25 May 2016	□ 46,62,439.00	□ 69105,00,000.00
Satara Kagal Section NH - 4	26 May 2016	□ 49,12,910.00	□ 69105,00,000.00
Satara Kagal Section NH - 4	27 May 2016	□ 50,89,296.00	□ 69105,00,000.00
Satara Kagal Section NH - 4	28 May 2016	□ 50,29,496.00	□ 69105,00,000.00
Satara Kagal Section NH - 4	29 May 2016	□ 54,63,384.00	□ 69105,00,000.00


Displayed data is provided by the respective Toll Contractor. Rajdeep Info Techno Pvt. Ltd. is not responsible for authenticity of data.

24/5/2016 Khalapur YCCO

Annexure 2 - Daily Toll-Free Traffic Count and Revenue Entry Details													Annexure 3 - Daily Toll-Free Traffic Count and Revenue Entry Details												
Direction: Mumbai To Kalyan													Direction: Kalyan To Mumbai												
Transaction Type	Car/Jeep Count	Total Car/Jeep Amount (Rs.)	Bus Count	Total Bus Amount (Rs.)	Truck Count	Total Truck Amount (Rs.)	LCV Count	Total LCV Amount (Rs.)	MAV/Bus/Truck/Tractor Count	Total MAV/Bus/Truck/Tractor Amount (Rs.)	3 Axis Count	Total 3 Axis Amount (Rs.)													
Single Journey	172	2282.00	0	0.00	0	0.00	0	0.00	0	0.00	0	0.00													
Monthly Pass Sales	0	0.00	0	0.00	0	0.00	0	0.00	0	0.00	0	0.00													
Discontinued Concessions Sales 5%	0	0.00	0	0.00	0	0.00	0	0.00	0	0.00	0	0.00													
Discontinued Concessions Sales 20%	0	0.00	0	0.00	0	0.00	0	0.00	0	0.00	0	0.00													
Daily Pass Sales	0	0.00	0	0.00	0	0.00	0	0.00	0	0.00	0	0.00													
Local Pass Sales	0	0.00	0	0.00	0	0.00	0	0.00	0	0.00	0	0.00													
Return Pass Sales	0	0.00	0	0.00	0	0.00	0	0.00	0	0.00	0	0.00													
Direction: Kalyan To Kalyan													Direction: Kalyan To Kalyan												
Transaction Type													Transaction Type												
Car/Jeep Count													Car/Jeep Count												
Total Car/Jeep Amount (Rs.)													Total Car/Jeep Amount (Rs.)												
Bus Count													Bus Count												
Total Bus Amount (Rs.)													Total Bus Amount (Rs.)												
Truck Count													Truck Count												
Total Truck Amount (Rs.)													Total Truck Amount (Rs.)												
LCV Count													LCV Count												
Total LCV Amount (Rs.)													Total LCV Amount (Rs.)												
MAV/Bus/Truck/Tractor Count													MAV/Bus/Truck/Tractor Count												
Total MAV/Bus/Truck/Tractor Amount (Rs.)													Total MAV/Bus/Truck/Tractor Amount (Rs.)												
3 Axis Count													3 Axis Count												
Total 3 Axis Amount (Rs.)													Total 3 Axis Amount (Rs.)												

Transaction Type	Car/Jeep Count	Bus Count	Truck Count	LCV Count	MAV/Bus/Truck/Tractor Count	3 Axis Count	AVEX
Single Journey	172	0	0	0	0	0	0
Monthly Pass Sales	0	0	0	0	0	0	0
Discontinued Concessions Sales 5%	0	0	0	0	0	0	0
Discontinued Concessions Sales 20%	0	0	0	0	0	0	0
Daily Pass Sales	0	0	0	0	0	0	0
Local Pass Sales	0	0	0	0	0	0	0
Return Pass Sales	0	0	0	0	0	0	0

Transaction Type	Car/Jeep Count	Bus Count	Truck Count	LCV Count	MAV/Bus/Truck/Tractor Count	3 Axis Count	AVEX
Single Journey	172	0	0	0	0	0	0
Monthly Pass Sales	0	0	0	0	0	0	0
Discontinued Concessions Sales 5%	0	0	0	0	0	0	0
Discontinued Concessions Sales 20%	0	0	0	0	0	0	0
Daily Pass Sales	0	0	0	0	0	0	0
Local Pass Sales	0	0	0	0	0	0	0
Return Pass Sales	0	0	0	0	0	0	0



Exhibits/Signatures: [Signature] [Signature]

22/5/16 Khatapur YCED

Annexure e - Daily Tollable Traffic Count and Revenue Entry Details												Annexure e - Daily Tollable Traffic Count and Revenue Entry Details											
Date: 22-May-16																							
Section Name: 0																							
Bank Name where cash remaining: BANK OF INDIA																							
Bank Account Number: 0086711000004																							
Collection Depositing Date: 23-May-16																							
Direction: Mumbai To Pune																							
Transaction Type	Car/Jump Count	Total Car/Jump Amount (In Rs.)	Bus Count	Total Bus Amount (In Rs.)	Truck Count	Total Truck Amount (In Rs.)	LCV Count	Total LCV Amount (In Rs.)	MAV(Multi Axle Vehicle) Count	Total MAV (Multi Axle Vehicle) Amount (In Rs.)	3 Axle Count	Total 3 Axle Amount (In Rs.)											
Single Journey	1	318041.00	1583	481205.00	4	111	25338.00	1	46300.00	8	10	418700.00											
Monthly Pass Sales	0	0	0	0	0	0	0	0	0	0	0	0											
Discounted Coupons Sales 10%	0	0	0	0	0	0	0	0	0	0	0	0											
Discounted Coupons Sales 20%	0	0	0	0	0	0	0	0	0	0	0	0											
Daily Pass Sale	0	0	0	0	0	0	0	0	0	0	0	0											
Local Pass Sales	0	0	0	0	0	0	0	0	0	0	0	0											
Return Pass Sale	0	0	0	0	0	0	0	0	0	0	0	0											
Direction: Mumbai To Khatapur																							
Transaction Type	Car/Jump Count	Total Car/Jump Amount (In Rs.)	Bus Count	Total Bus Amount (In Rs.)	Truck Count	Total Truck Amount (In Rs.)	LCV Count	Total LCV Amount (In Rs.)	MAV(Multi Axle Vehicle) Count	Total MAV (Multi Axle Vehicle) Amount (In Rs.)	3 Axle Count	Total 3 Axle Amount (In Rs.)											
Single Journey	1	308223.00	1581	48443.00	4	129	34899.00	412	74300.00	40	10	19008.00											
Monthly Pass Sales	0	0	0	0	0	0	0	0	0	0	0	0											
Discounted Coupons Sales 10%	0	0	0	0	0	0	0	0	0	0	0	0											
Discounted Coupons Sales 20%	0	0	0	0	0	0	0	0	0	0	0	0											
Daily Pass Sale	0	0	0	0	0	0	0	0	0	0	0	0											
Local Pass Sales	0	0	0	0	0	0	0	0	0	0	0	0											
Return Pass Sale	0	0	0	0	0	0	0	0	0	0	0	0											
Direction: Khatapur To Khatapur																							
Transaction Type	Car/Jump Count	Total Car/Jump Amount (In Rs.)	Bus Count	Total Bus Amount (In Rs.)	Truck Count	Total Truck Amount (In Rs.)	LCV Count	Total LCV Amount (In Rs.)	MAV(Multi Axle Vehicle) Count	Total MAV (Multi Axle Vehicle) Amount (In Rs.)	3 Axle Count	Total 3 Axle Amount (In Rs.)											
Single Journey	1	136233.00	9	37400.00	4	11	21600.00	31	48000.00	143	16	15600.00											
Monthly Pass Sales	0	0	0	0	0	0	0	0	0	0	0	0											
Discounted Coupons Sales 10%	0	0	0	0	0	0	0	0	0	0	0	0											
Discounted Coupons Sales 20%	0	0	0	0	0	0	0	0	0	0	0	0											
Daily Pass Sale	0	0	0	0	0	0	0	0	0	0	0	0											
Local Pass Sales	0	0	0	0	0	0	0	0	0	0	0	0											
Return Pass Sale	0	0	0	0	0	0	0	0	0	0	0	0											
Direction: Khatapur To Pune																							
Transaction Type	Car/Jump Count	Total Car/Jump Amount (In Rs.)	Bus Count	Total Bus Amount (In Rs.)	Truck Count	Total Truck Amount (In Rs.)	LCV Count	Total LCV Amount (In Rs.)	MAV(Multi Axle Vehicle) Count	Total MAV (Multi Axle Vehicle) Amount (In Rs.)	3 Axle Count	Total 3 Axle Amount (In Rs.)											
Single Journey	1	124118.00	43	18200.00	4	43	12900.00	122	274310.00	148	16	2024.00											
Monthly Pass Sales	0	0	0	0	0	0	0	0	0	0	0	0											
Discounted Coupons Sales 10%	0	0	0	0	0	0	0	0	0	0	0	0											
Discounted Coupons Sales 20%	0	0	0	0	0	0	0	0	0	0	0	0											
Daily Pass Sale	0	0	0	0	0	0	0	0	0	0	0	0											
Local Pass Sales	0	0	0	0	0	0	0	0	0	0	0	0											
Return Pass Sale	0	0	0	0	0	0	0	0	0	0	0	0											
Direction: Khatapur To Mumbai																							
Transaction Type	Car/Jump Count	Total Car/Jump Amount (In Rs.)	Bus Count	Total Bus Amount (In Rs.)	Truck Count	Total Truck Amount (In Rs.)	LCV Count	Total LCV Amount (In Rs.)	MAV(Multi Axle Vehicle) Count	Total MAV (Multi Axle Vehicle) Amount (In Rs.)	3 Axle Count	Total 3 Axle Amount (In Rs.)											
Single Journey	1	206007.00	113	20121.00	4	43	11064.00	343	422000.00	10	16	10096.00											
Monthly Pass Sales	0	0	0	0	0	0	0	0	0	0	0	0											
Discounted Coupons Sales 10%	0	0	0	0	0	0	0	0	0	0	0	0											
Discounted Coupons Sales 20%	0	0	0	0	0	0	0	0	0	0	0	0											
Daily Pass Sale	0	0	0	0	0	0	0	0	0	0	0	0											
Local Pass Sales	0	0	0	0	0	0	0	0	0	0	0	0											
Return Pass Sale	0	0	0	0	0	0	0	0	0	0	0	0											
Direction: Khatapur To Khatapur Connector																							
Transaction Type	Car/Jump Count	Total Car/Jump Amount (In Rs.)	Bus Count	Total Bus Amount (In Rs.)	Truck Count	Total Truck Amount (In Rs.)	LCV Count	Total LCV Amount (In Rs.)	MAV(Multi Axle Vehicle) Count	Total MAV (Multi Axle Vehicle) Amount (In Rs.)	3 Axle Count	Total 3 Axle Amount (In Rs.)											
Single Journey	1	10200.00	0	0.00	4	8	800.00	1	1000.00	2	10	495.00											
Monthly Pass Sales	0	0	0	0	0	0	0	0	0	0	0	0											
Discounted Coupons Sales 10%	0	0	0	0	0	0	0	0	0	0	0	0											
Discounted Coupons Sales 20%	0	0	0	0	0	0	0	0	0	0	0	0											
Daily Pass Sale	0	0	0	0	0	0	0	0	0	0	0	0											
Local Pass Sales	0	0	0	0	0	0	0	0	0	0	0	0											
Return Pass Sale	0	0	0	0	0	0	0	0	0	0	0	0											

Total Non-Tollable Traffic Count Entry Details							
Transaction Type	Car/Jump Count	Bus Count	Truck Count	LCV Count	Multi Axle Vehicle Count	3 Axle Count	AVCX
Exempt	2386	3	59	4	100	123	23
Exit Toll	3082	1225	808	1315	451	505	0
Pass Through NCR	36	8	71	121	189	75	0
IPass Through YCED	0	0	0	0	0	0	0
Card Punch	36	0	0	5	0	0	0
Flag Punch	18	28	0	4	21	3	0
Violation	2174	111	465	97	548	421	800

Total Traffic Count Entry Details							
Transaction Type	Car/Jump Count	Bus Count	Truck Count	LCV Count	Multi Axle Vehicle Count	3 Axle Count	AVCX
Tollable Traffic	30101	1825	847	3408	478	610	1
Non-Tollable Traffic	27300	1493	1542	3651	3042	1022	800
Total Traffic Count	57401	3318	2389	7059	782	1632	801

Executive Engineer
PW

Superintending Engineer
PW




Annexure F - Daily Tollable Traffic Count and Revenue Entry Details													Annexure G - Daily Tollable Traffic Count and Revenue Entry Details												
Date		21-May-16											Date		21-May-16										
Section Name		Mumbai To Pune											Section Name		Mumbai To Pune										
Bank Name where cash Receipting		SBI A/C No. 123456789											Bank Name where cash Receipting		SBI A/C No. 123456789										
Bank Account Number		000201 0000000											Bank Account Number		000201 0000000										
Collection Expanding Date		21/05/16											Collection Expanding Date		21/05/16										
Direction		Mumbai To Pune											Direction		Mumbai To Pune										
Transaction Type	Car/Jump Count	Total Car/Jump Amount (In Rs.)	Bus Count	Total Bus Amount (In Rs.)	Truck Count	Total Truck Amount (In Rs.)	LCV Count	Total LCV Amount (In Rs.)	MVA (Multi Axle Vehicle) Count	Total MVA (Multi Axle Vehicle) Amount (In Rs.)	3 Axle Count	Total 3 Axle Amount (In Rs.)													
Single Journey	1779	34702.00	1000	5000.00	1140	47504.00	254	14580.00	008	3001.00	0	0.00													
Monthly Pass Sales	0	0.00	0	0.00	0	0.00	0	0.00	0	0.00	0	0.00													
Discounted Coupons Sales 70%	0	0.00	0	0.00	0	0.00	0	0.00	0	0.00	0	0.00													
Discounted Coupons Sales 20%	0	0.00	0	0.00	0	0.00	0	0.00	0	0.00	0	0.00													
Daily Pass Sale	0	0.00	0	0.00	0	0.00	0	0.00	0	0.00	0	0.00													
Local Pass Sales	0	0.00	0	0.00	0	0.00	0	0.00	0	0.00	0	0.00													
Return Pass Sale	0	0.00	0	0.00	0	0.00	0	0.00	0	0.00	0	0.00													
Direction		Mumbai To Pune											Direction		Mumbai To Pune										
Transaction Type	Car/Jump Count	Total Car/Jump Amount (In Rs.)	Bus Count	Total Bus Amount (In Rs.)	Truck Count	Total Truck Amount (In Rs.)	LCV Count	Total LCV Amount (In Rs.)	MVA (Multi Axle Vehicle) Count	Total MVA (Multi Axle Vehicle) Amount (In Rs.)	3 Axle Count	Total 3 Axle Amount (In Rs.)													
Single Journey	742	14734.00	30	1500.00	251	5940.00	56	3200.00	2	450.00	0	0.00													
Monthly Pass Sales	0	0.00	0	0.00	0	0.00	0	0.00	0	0.00	0	0.00													
Discounted Coupons Sales 70%	0	0.00	0	0.00	0	0.00	0	0.00	0	0.00	0	0.00													
Discounted Coupons Sales 20%	0	0.00	0	0.00	0	0.00	0	0.00	0	0.00	0	0.00													
Daily Pass Sale	0	0.00	0	0.00	0	0.00	0	0.00	0	0.00	0	0.00													
Local Pass Sales	0	0.00	0	0.00	0	0.00	0	0.00	0	0.00	0	0.00													
Return Pass Sale	0	0.00	0	0.00	0	0.00	0	0.00	0	0.00	0	0.00													
Direction		Mumbai To Pune											Direction		Mumbai To Pune										
Transaction Type	Car/Jump Count	Total Car/Jump Amount (In Rs.)	Bus Count	Total Bus Amount (In Rs.)	Truck Count	Total Truck Amount (In Rs.)	LCV Count	Total LCV Amount (In Rs.)	MVA (Multi Axle Vehicle) Count	Total MVA (Multi Axle Vehicle) Amount (In Rs.)	3 Axle Count	Total 3 Axle Amount (In Rs.)													
Single Journey	143	1492.00	8	140.00	11	220.00	42	245.00	2	104.00	0	0.00													
Monthly Pass Sales	0	0.00	0	0.00	0	0.00	0	0.00	0	0.00	0	0.00													
Discounted Coupons Sales 70%	0	0.00	0	0.00	0	0.00	0	0.00	0	0.00	0	0.00													
Discounted Coupons Sales 20%	0	0.00	0	0.00	0	0.00	0	0.00	0	0.00	0	0.00													
Daily Pass Sale	0	0.00	0	0.00	0	0.00	0	0.00	0	0.00	0	0.00													
Local Pass Sales	0	0.00	0	0.00	0	0.00	0	0.00	0	0.00	0	0.00													
Return Pass Sale	0	0.00	0	0.00	0	0.00	0	0.00	0	0.00	0	0.00													
Direction		Mumbai To Pune											Direction		Mumbai To Pune										
Transaction Type	Car/Jump Count	Total Car/Jump Amount (In Rs.)	Bus Count	Total Bus Amount (In Rs.)	Truck Count	Total Truck Amount (In Rs.)	LCV Count	Total LCV Amount (In Rs.)	MVA (Multi Axle Vehicle) Count	Total MVA (Multi Axle Vehicle) Amount (In Rs.)	3 Axle Count	Total 3 Axle Amount (In Rs.)													
Single Journey	318	11920.00	43	1400.00	75	1430.00	114	2540.00	140	1500.00	0	0.00													
Monthly Pass Sales	0	0.00	0	0.00	0	0.00	0	0.00	0	0.00	0	0.00													
Discounted Coupons Sales 70%	0	0.00	0	0.00	0	0.00	0	0.00	0	0.00	0	0.00													
Discounted Coupons Sales 20%	0	0.00	0	0.00	0	0.00	0	0.00	0	0.00	0	0.00													
Daily Pass Sale	0	0.00	0	0.00	0	0.00	0	0.00	0	0.00	0	0.00													
Local Pass Sales	0	0.00	0	0.00	0	0.00	0	0.00	0	0.00	0	0.00													
Return Pass Sale	0	0.00	0	0.00	0	0.00	0	0.00	0	0.00	0	0.00													
Direction		Mumbai To Pune											Direction		Mumbai To Pune										
Transaction Type	Car/Jump Count	Total Car/Jump Amount (In Rs.)	Bus Count	Total Bus Amount (In Rs.)	Truck Count	Total Truck Amount (In Rs.)	LCV Count	Total LCV Amount (In Rs.)	MVA (Multi Axle Vehicle) Count	Total MVA (Multi Axle Vehicle) Amount (In Rs.)	3 Axle Count	Total 3 Axle Amount (In Rs.)													
Single Journey	420	21170.00	33	3210.00	4	1050.00	240	2250.00	8	2000.00	0	0.00													
Monthly Pass Sales	0	0.00	0	0.00	0	0.00	0	0.00	0	0.00	0	0.00													
Discounted Coupons Sales 70%	0	0.00	0	0.00	0	0.00	0	0.00	0	0.00	0	0.00													
Discounted Coupons Sales 20%	0	0.00	0	0.00	0	0.00	0	0.00	0	0.00	0	0.00													
Daily Pass Sale	0	0.00	0	0.00	0	0.00	0	0.00	0	0.00	0	0.00													
Local Pass Sales	0	0.00	0	0.00	0	0.00	0	0.00	0	0.00	0	0.00													
Return Pass Sale	0	0.00	0	0.00	0	0.00	0	0.00	0	0.00	0	0.00													
Direction		Mumbai To Pune											Direction		Mumbai To Pune										
Transaction Type	Car/Jump Count	Total Car/Jump Amount (In Rs.)	Bus Count	Total Bus Amount (In Rs.)	Truck Count	Total Truck Amount (In Rs.)	LCV Count	Total LCV Amount (In Rs.)	MVA (Multi Axle Vehicle) Count	Total MVA (Multi Axle Vehicle) Amount (In Rs.)	3 Axle Count	Total 3 Axle Amount (In Rs.)													
Single Journey	129	2782.00	0	0.00	7	410.00	2	120.00	0	0.00	0	0.00													
Monthly Pass Sales	0	0.00	0	0.00	0	0.00	0	0.00	0	0.00	0	0.00													
Discounted Coupons Sales 70%	0	0.00	0	0.00	0	0.00	0	0.00	0	0.00	0	0.00													
Discounted Coupons Sales 20%	0	0.00	0	0.00	0	0.00	0	0.00	0	0.00	0	0.00													
Daily Pass Sale	0	0.00	0	0.00	0	0.00	0	0.00	0	0.00	0	0.00													
Local Pass Sales	0	0.00	0	0.00	0	0.00	0	0.00	0	0.00	0	0.00													
Return Pass Sale	0	0.00	0	0.00	0	0.00	0	0.00	0	0.00	0	0.00													
Direction		Mumbai To Pune											Direction		Mumbai To Pune										

Total Non-Tollable Traffic Count Entry Details							
Transaction Type	Car/Jump Count	Bus Count	Truck Count	LCV Count	MVA (Multi Axle Vehicle) Count	3 Axle Count	Average
Example	200	3	5	5	10	2	0
Exit Toll	450	10	20	10	20	5	0
Path Through NHI	10	0	0	0	0	0	0
Path Through NCBM	0	0	0	0	0	0	0
Card Punch	0	0	0	0	0	0	0
Tag Punch	0	0	0	0	0	0	0
Others	100	0	0	0	0	0	0

Total Traffic Count Entry Details							
Transaction Type	Car/Jump Count	Bus Count	Truck Count	LCV Count	MVA (Multi Axle Vehicle) Count	3 Axle Count	Average
Tollable Traffic	3040	173	140	217	1040	25	0
Non-Tollable Traffic	2340	104	119	290	310	50	0
Total Traffic Count	5380	277	259	507	1350	75	0

Executive Engineer
P.V.

Operating Engineer
P.V.



197115 Monthly Report

Appendix 1 - Daily Traffic Counts and Revenue Entry Details

Transaction Type	Category Count	Fee Count	Fee Amount (\$)	Pen Count	Pen Amount (\$)	Truck Count	Truck Amount (\$)	LCV Count	LCV Amount (\$)	MAV/Truck Count	MAV/Truck Amount (\$)	3 Axis Count	3 Axis Amount (\$)	Total Fee Amount (\$)
Single Fee	100	100	100.00	0	0.00	0	0.00	0	0.00	0	0.00	0	0.00	100.00
Multiple Fee	50	50	50.00	0	0.00	0	0.00	0	0.00	0	0.00	0	0.00	50.00
Penalty	0	0	0.00	0	0.00	0	0.00	0	0.00	0	0.00	0	0.00	0.00
Truck	0	0	0.00	0	0.00	0	0.00	0	0.00	0	0.00	0	0.00	0.00
LCV	0	0	0.00	0	0.00	0	0.00	0	0.00	0	0.00	0	0.00	0.00
MAV/Truck	0	0	0.00	0	0.00	0	0.00	0	0.00	0	0.00	0	0.00	0.00
3 Axis	0	0	0.00	0	0.00	0	0.00	0	0.00	0	0.00	0	0.00	0.00
Total	150	150	150.00	0	0.00	0	0.00	0	0.00	0	0.00	0	0.00	150.00


Summary Table 1: Daily Traffic Counts and Revenue Entry Details

Transaction Type	Category Count	Fee Count	Fee Amount (\$)	Pen Count	Pen Amount (\$)	Truck Count	Truck Amount (\$)	LCV Count	LCV Amount (\$)	MAV/Truck Count	MAV/Truck Amount (\$)	3 Axis Count	3 Axis Amount (\$)	Total Fee Amount (\$)
Single Fee	100	100	100.00	0	0.00	0	0.00	0	0.00	0	0.00	0	0.00	100.00
Multiple Fee	50	50	50.00	0	0.00	0	0.00	0	0.00	0	0.00	0	0.00	50.00
Penalty	0	0	0.00	0	0.00	0	0.00	0	0.00	0	0.00	0	0.00	0.00
Truck	0	0	0.00	0	0.00	0	0.00	0	0.00	0	0.00	0	0.00	0.00
LCV	0	0	0.00	0	0.00	0	0.00	0	0.00	0	0.00	0	0.00	0.00
MAV/Truck	0	0	0.00	0	0.00	0	0.00	0	0.00	0	0.00	0	0.00	0.00
3 Axis	0	0	0.00	0	0.00	0	0.00	0	0.00	0	0.00	0	0.00	0.00
Total	150	150	150.00	0	0.00	0	0.00	0	0.00	0	0.00	0	0.00	150.00

Summary Table 2: Daily Traffic Counts and Revenue Entry Details

Transaction Type	Category Count	Fee Count	Fee Amount (\$)	Pen Count	Pen Amount (\$)	Truck Count	Truck Amount (\$)	LCV Count	LCV Amount (\$)	MAV/Truck Count	MAV/Truck Amount (\$)	3 Axis Count	3 Axis Amount (\$)	Total Fee Amount (\$)
Single Fee	100	100	100.00	0	0.00	0	0.00	0	0.00	0	0.00	0	0.00	100.00
Multiple Fee	50	50	50.00	0	0.00	0	0.00	0	0.00	0	0.00	0	0.00	50.00
Penalty	0	0	0.00	0	0.00	0	0.00	0	0.00	0	0.00	0	0.00	0.00
Truck	0	0	0.00	0	0.00	0	0.00	0	0.00	0	0.00	0	0.00	0.00
LCV	0	0	0.00	0	0.00	0	0.00	0	0.00	0	0.00	0	0.00	0.00
MAV/Truck	0	0	0.00	0	0.00	0	0.00	0	0.00	0	0.00	0	0.00	0.00
3 Axis	0	0	0.00	0	0.00	0	0.00	0	0.00	0	0.00	0	0.00	0.00
Total	150	150	150.00	0	0.00	0	0.00	0	0.00	0	0.00	0	0.00	150.00

Appendix 2 - Daily Traffic Counts and Revenue Entry Details



24/5/16 Kusgurun YCECO

Annexure 1 - Daily Tollable Traffic Count and Revenue Entry Details		Annexure 2 - Daily Tollable Traffic Count and Revenue Entry Details	
Date	20/05/16		
Section Name			
CVN Name where cash meter is	BAV, 20/05/16		
Task Account Number	00000000000000000000		
Location Reporting Site	20 May 16		
Direction	Kusgurun to Anjarajpet		

Transaction Type	Car/Jump Count	Total Car/Jump Amount (in Rs.)	Bus Count	Total Bus Amount (in Rs.)	Truck Count	Total Truck Amount (in Rs.)	LCV Count	Total LCV Amount (in Rs.)	MAV(Multi-Axe Vehicle) Count	Total MAV (Multi-Axe Vehicle) Amount (in Rs.)	3-Axe Count	Total 3-Axe Amount (in Rs.)
Single Journey	2	1105.00	0	0.00	4	3750.00	0	0.00	0	0.00	0	0.00
Monthly Pass Sales	1	0.00	0	0.00	0	0.00	0	0.00	0	0.00	0	0.00
Unaccounted Coupons Sales 10%	0	0.00	0	0.00	0	0.00	0	0.00	0	0.00	0	0.00
Unaccounted Coupons Sales 20%	0	0.00	0	0.00	0	0.00	0	0.00	0	0.00	0	0.00
Unaccounted Coupons Sales 30%	0	0.00	0	0.00	0	0.00	0	0.00	0	0.00	0	0.00
Local Pass Sales	0	0.00	0	0.00	0	0.00	0	0.00	0	0.00	0	0.00
Return Pass Sale	0	0.00	0	0.00	0	0.00	0	0.00	0	0.00	0	0.00

Transaction Type	Car/Jump Count	Total Car/Jump Amount (in Rs.)	Bus Count	Total Bus Amount (in Rs.)	Truck Count	Total Truck Amount (in Rs.)	LCV Count	Total LCV Amount (in Rs.)	MAV(Multi-Axe Vehicle) Count	Total MAV (Multi-Axe Vehicle) Amount (in Rs.)	3-Axe Count	Total 3-Axe Amount (in Rs.)
Single Journey	2	250.00	0	0.00	4	145.00	0	0.00	0	0.00	0	0.00
Monthly Pass Sales	1	0.00	0	0.00	0	0.00	0	0.00	0	0.00	0	0.00
Unaccounted Coupons Sales 10%	0	0.00	0	0.00	0	0.00	0	0.00	0	0.00	0	0.00
Unaccounted Coupons Sales 20%	0	0.00	0	0.00	0	0.00	0	0.00	0	0.00	0	0.00
Unaccounted Coupons Sales 30%	0	0.00	0	0.00	0	0.00	0	0.00	0	0.00	0	0.00
Local Pass Sales	0	0.00	0	0.00	0	0.00	0	0.00	0	0.00	0	0.00
Return Pass Sale	0	0.00	0	0.00	0	0.00	0	0.00	0	0.00	0	0.00

Transaction Type	Car/Jump Count	Total Car/Jump Amount (in Rs.)	Bus Count	Total Bus Amount (in Rs.)	Truck Count	Total Truck Amount (in Rs.)	LCV Count	Total LCV Amount (in Rs.)	MAV(Multi-Axe Vehicle) Count	Total MAV (Multi-Axe Vehicle) Amount (in Rs.)	3-Axe Count	Total 3-Axe Amount (in Rs.)
Single Journey	4	440.00	0	0.00	4	300.00	0	0.00	0	0.00	0	0.00
Monthly Pass Sales	1	0.00	0	0.00	0	0.00	0	0.00	0	0.00	0	0.00
Unaccounted Coupons Sales 10%	0	0.00	0	0.00	0	0.00	0	0.00	0	0.00	0	0.00
Unaccounted Coupons Sales 20%	0	0.00	0	0.00	0	0.00	0	0.00	0	0.00	0	0.00
Unaccounted Coupons Sales 30%	0	0.00	0	0.00	0	0.00	0	0.00	0	0.00	0	0.00
Local Pass Sales	0	0.00	0	0.00	0	0.00	0	0.00	0	0.00	0	0.00
Return Pass Sale	0	0.00	0	0.00	0	0.00	0	0.00	0	0.00	0	0.00


Transaction Type	Car/Jump Count	Total Car/Jump Amount (in Rs.)	Bus Count	Total Bus Amount (in Rs.)	Truck Count	Total Truck Amount (in Rs.)	LCV Count	Total LCV Amount (in Rs.)	MAV(Multi-Axe Vehicle) Count	Total MAV (Multi-Axe Vehicle) Amount (in Rs.)	3-Axe Count	Total 3-Axe Amount (in Rs.)
Single Journey	3	315.00	0	0.00	4	300.00	0	0.00	0	0.00	0	0.00
Monthly Pass Sales	0	0.00	0	0.00	0	0.00	0	0.00	0	0.00	0	0.00
Unaccounted Coupons Sales 10%	0	0.00	0	0.00	0	0.00	0	0.00	0	0.00	0	0.00
Unaccounted Coupons Sales 20%	0	0.00	0	0.00	0	0.00	0	0.00	0	0.00	0	0.00
Unaccounted Coupons Sales 30%	0	0.00	0	0.00	0	0.00	0	0.00	0	0.00	0	0.00
Local Pass Sales	0	0.00	0	0.00	0	0.00	0	0.00	0	0.00	0	0.00
Return Pass Sale	0	0.00	0	0.00	0	0.00	0	0.00	0	0.00	0	0.00

Transaction Type	Car/Jump Count	Bus Count	Truck Count	LCV Count	MAV (Multi-Axe Vehicle) Count	3-Axe Count	AVOX
Single Journey	14	0	4	0	0	0	0
Monthly Pass Sales	4	0	0	0	0	0	0
Unaccounted Coupons Sales 10%	0	0	0	0	0	0	0
Unaccounted Coupons Sales 20%	0	0	0	0	0	0	0
Unaccounted Coupons Sales 30%	0	0	0	0	0	0	0
Local Pass Sales	0	0	0	0	0	0	0
Return Pass Sale	0	0	0	0	0	0	0
Total	18	0	4	0	0	0	0

Transaction Type	Car/Jump Count	Bus Count	Truck Count	LCV Count	MAV (Multi-Axe Vehicle) Count	3-Axe Count	AVOX
Total Traffic	18	0	4	0	0	0	0
Non-Tollable Traffic	1114	411	514	1033	4443	209	220
Total Traffic Count	1132	411	518	1033	4443	209	220

Supervisor Engineer
#10

Supervising Engineer
#10



22/11

KUSUMBAH Y. E.C.

Annexure C - Daily Tollable Traffic Count and Revenue Entry Details
Annexure D - Daily Tollable Traffic Count and Revenue Entry Details

Transaction Type	Car/Jeep Count	Total Car/Jeep Amount (Rs.)	Bus Count	Total Bus Amount (Rs.)	Truck Count	Total Truck Amount (Rs.)	LCV Count	Total LCV Amount (Rs.)	MAV (Multi-Axe Vehicle) Count	Total MAV Amount (Rs.)	3-Axe Count	Total 3-Axe Amount (Rs.)
Single Journey	1	100	1	200	1	300	1	100	1	100	1	100
Monthly Pass Sales	1	1000	1	2000	1	3000	1	1000	1	1000	1	1000
Discarded Coupons Sales 1%	1	100	1	200	1	300	1	100	1	100	1	100
Discarded Coupons Sales 5%	1	500	1	1000	1	1500	1	500	1	500	1	500
Discarded Coupons Sales 10%	1	1000	1	2000	1	3000	1	1000	1	1000	1	1000
Local Pass Sales	1	100	1	200	1	300	1	100	1	100	1	100
Return Pass Sale	1	100	1	200	1	300	1	100	1	100	1	100

Transaction Type	Car/Jeep Count	Total Car/Jeep Amount (Rs.)	Bus Count	Total Bus Amount (Rs.)	Truck Count	Total Truck Amount (Rs.)	LCV Count	Total LCV Amount (Rs.)	MAV (Multi-Axe Vehicle) Count	Total MAV Amount (Rs.)	3-Axe Count	Total 3-Axe Amount (Rs.)
Single Journey	1	100	1	200	1	300	1	100	1	100	1	100
Monthly Pass Sales	1	1000	1	2000	1	3000	1	1000	1	1000	1	1000
Discarded Coupons Sales 1%	1	100	1	200	1	300	1	100	1	100	1	100
Discarded Coupons Sales 5%	1	500	1	1000	1	1500	1	500	1	500	1	500
Discarded Coupons Sales 10%	1	1000	1	2000	1	3000	1	1000	1	1000	1	1000
Local Pass Sales	1	100	1	200	1	300	1	100	1	100	1	100
Return Pass Sale	1	100	1	200	1	300	1	100	1	100	1	100

Transaction Type	Car/Jeep Count	Total Car/Jeep Amount (Rs.)	Bus Count	Total Bus Amount (Rs.)	Truck Count	Total Truck Amount (Rs.)	LCV Count	Total LCV Amount (Rs.)	MAV (Multi-Axe Vehicle) Count	Total MAV Amount (Rs.)	3-Axe Count	Total 3-Axe Amount (Rs.)
Single Journey	1	100	1	200	1	300	1	100	1	100	1	100
Monthly Pass Sales	1	1000	1	2000	1	3000	1	1000	1	1000	1	1000
Discarded Coupons Sales 1%	1	100	1	200	1	300	1	100	1	100	1	100
Discarded Coupons Sales 5%	1	500	1	1000	1	1500	1	500	1	500	1	500
Discarded Coupons Sales 10%	1	1000	1	2000	1	3000	1	1000	1	1000	1	1000
Local Pass Sales	1	100	1	200	1	300	1	100	1	100	1	100
Return Pass Sale	1	100	1	200	1	300	1	100	1	100	1	100

Transaction Type	Car/Jeep Count	Total Car/Jeep Amount (Rs.)	Bus Count	Total Bus Amount (Rs.)	Truck Count	Total Truck Amount (Rs.)	LCV Count	Total LCV Amount (Rs.)	MAV (Multi-Axe Vehicle) Count	Total MAV Amount (Rs.)	3-Axe Count	Total 3-Axe Amount (Rs.)
Single Journey	1	100	1	200	1	300	1	100	1	100	1	100
Monthly Pass Sales	1	1000	1	2000	1	3000	1	1000	1	1000	1	1000
Discarded Coupons Sales 1%	1	100	1	200	1	300	1	100	1	100	1	100
Discarded Coupons Sales 5%	1	500	1	1000	1	1500	1	500	1	500	1	500
Discarded Coupons Sales 10%	1	1000	1	2000	1	3000	1	1000	1	1000	1	1000
Local Pass Sales	1	100	1	200	1	300	1	100	1	100	1	100
Return Pass Sale	1	100	1	200	1	300	1	100	1	100	1	100

Transaction Type	Car/Jeep Count	Bus Count	Truck Count	LCV Count	Multi-Axe Vehicle Count	3-Axe Count	AUX
Single Journey	1	1	1	1	1	1	1
Monthly Pass Sales	1	1	1	1	1	1	1
Discarded Coupons Sales 1%	1	1	1	1	1	1	1
Discarded Coupons Sales 5%	1	1	1	1	1	1	1
Discarded Coupons Sales 10%	1	1	1	1	1	1	1
Local Pass Sales	1	1	1	1	1	1	1
Return Pass Sale	1	1	1	1	1	1	1

Transaction Type	Car/Jeep Count	Bus Count	Truck Count	LCV Count	Multi-Axe Vehicle Count	3-Axe Count	AUX
Single Journey	1	1	1	1	1	1	1
Monthly Pass Sales	1	1	1	1	1	1	1
Discarded Coupons Sales 1%	1	1	1	1	1	1	1
Discarded Coupons Sales 5%	1	1	1	1	1	1	1
Discarded Coupons Sales 10%	1	1	1	1	1	1	1
Local Pass Sales	1	1	1	1	1	1	1
Return Pass Sale	1	1	1	1	1	1	1

Site Area Engineer P-2

Commercial Engineer P-2



22/5/2016

Appendix 4 - Daily Tollable Traffic Count and Revenue Entry Details													Appendix 4 - Daily Tollable Traffic Count and Revenue Entry Details												
Date: 22/05/2016													Date: 22/05/2016												
Service Name: ...													Service Name: ...												
Bus Name where cash being disp: ...													Bus Name where cash being disp: ...												
Bus Account Number: ...													Bus Account Number: ...												
Direction: ...													Direction: ...												
Transaction Type	Car/Jesp Count	Total Car/Jesp Amount (in Rs.)	Bus Count	Total Bus Amount (in Rs.)	Truck Count	Total Truck Amount (in Rs.)	LCV Count	Total LCV Amount (in Rs.)	MAV (Multi-Axe Vehicle) Count	Total MAV (Multi-Axe Vehicle) Amount (in Rs.)	3-Axe Count	Total 3-Axe Amount (in Rs.)													
Single Journey	107	1224.00	1	30.00	4	180.00	429	1347.00	21	279.00	12	360.00													
Monthly Pass Sales	0	0.00	0	0.00	0	0.00	0	0.00	0	0.00	0	0.00													
Discounted Coupons Sales 2%	0	0.00	0	0.00	0	0.00	0	0.00	0	0.00	0	0.00													
Discounted Coupons Sales 10%	0	0.00	0	0.00	0	0.00	0	0.00	0	0.00	0	0.00													
Early Pass Sale	0	0.00	0	0.00	0	0.00	0	0.00	0	0.00	0	0.00													
Local Pass Sales	0	0.00	0	0.00	0	0.00	0	0.00	0	0.00	0	0.00													
Return Pass Sale	0	0.00	0	0.00	0	0.00	0	0.00	0	0.00	0	0.00													
Direction	Krispaan To Krispaan																								

Total Non-Tollable Traffic Count Entry Details							
Transaction Type	Car/Jesp Count	Bus Count	Truck Count	LCV Count	Multi-Axe Vehicle Count	3-Axe Count	AVGX
Example	100	1	2	5	10	3	10.5
Example	100	1	2	5	10	3	10.5
Example	100	1	2	5	10	3	10.5
Example	100	1	2	5	10	3	10.5
Example	100	1	2	5	10	3	10.5
Example	100	1	2	5	10	3	10.5
Example	100	1	2	5	10	3	10.5
Example	100	1	2	5	10	3	10.5
Example	100	1	2	5	10	3	10.5
Example	100	1	2	5	10	3	10.5

Total Traffic Count Entry Details							
Transaction Type	Car/Jesp Count	Bus Count	Truck Count	LCV Count	Multi-Axe Vehicle Count	3-Axe Count	AVGX
Tollable Traffic	107	1	4	429	21	12	11.2
Non-Tollable Traffic	100	1	2	5	10	3	10.5
Total Traffic Count	207	2	6	434	31	15	11.0

MINISTRY OF TRANSPORT
GOVT OF KARNATAKA
BANGALORE

Ravi Kumar

21/5/2016

Kusgaden YeGad


Annexure B - Daily Tollable Traffic Count and Revenue Entry Details													Annexure B - Daily Tollable Traffic Count and Revenue Entry Details												
Date	21-05-16																								
Section Name	Kusgaden to Kalambar																								
Card Name where card operating	BANK S.F. 2015																								
Bank Account Number	000001020000																								
Competition Depositing Date	21-05-16																								
Direction	Kusgaden to Kalambar																								
Transaction Type	Car/Jeep Count	Total Car/Jeep Amount (In Rs.)	Bus Count	Total Bus Amount (In Rs.)	Truck Count	Total Truck Amount (In Rs.)	LCV Count	Total LCV Amount (In Rs.)	MAY(Multi-Axe Vehicle) Count	Total MAY (Multi-Axe Vehicle) Amount (In Rs.)	3 Axle Count	Total 3 Axle Amount (In Rs.)													
Single Journey	2057	12227.00	16	3666.00	14	7814.00	205	2280.00	19	2210.00	10	1050.00													
Monthly Pass Sale	0	0.00	0	0.00	0	0.00	0	0.00	0	0.00	0	0.00													
Disbursed Coupons Sales 10%	0	0.00	0	0.00	0	0.00	0	0.00	0	0.00	0	0.00													
Disbursed Coupons Sales 20%	0	0.00	0	0.00	0	0.00	0	0.00	0	0.00	0	0.00													
Daily Pass Sale	0	0.00	0	0.00	0	0.00	0	0.00	0	0.00	0	0.00													
Local Pass Sales	0	0.00	0	0.00	0	0.00	0	0.00	0	0.00	0	0.00													
Return Pass Sale	0	0.00	0	0.00	0	0.00	0	0.00	0	0.00	0	0.00													
Direction	Kusgaden to Kalambar																								
Transaction Type	Car/Jeep Count	Total Car/Jeep Amount (In Rs.)	Bus Count	Total Bus Amount (In Rs.)	Truck Count	Total Truck Amount (In Rs.)	LCV Count	Total LCV Amount (In Rs.)	MAY(Multi-Axe Vehicle) Count	Total MAY (Multi-Axe Vehicle) Amount (In Rs.)	3 Axle Count	Total 3 Axle Amount (In Rs.)													
Single Journey	2057	12227.00	16	3666.00	14	7814.00	205	2280.00	19	2210.00	10	1050.00													
Monthly Pass Sale	0	0.00	0	0.00	0	0.00	0	0.00	0	0.00	0	0.00													
Disbursed Coupons Sales 10%	0	0.00	0	0.00	0	0.00	0	0.00	0	0.00	0	0.00													
Disbursed Coupons Sales 20%	0	0.00	0	0.00	0	0.00	0	0.00	0	0.00	0	0.00													
Daily Pass Sale	0	0.00	0	0.00	0	0.00	0	0.00	0	0.00	0	0.00													
Local Pass Sales	0	0.00	0	0.00	0	0.00	0	0.00	0	0.00	0	0.00													
Return Pass Sale	0	0.00	0	0.00	0	0.00	0	0.00	0	0.00	0	0.00													
Direction	Kusgaden to Kalambar																								
Transaction Type	Car/Jeep Count	Total Car/Jeep Amount (In Rs.)	Bus Count	Total Bus Amount (In Rs.)	Truck Count	Total Truck Amount (In Rs.)	LCV Count	Total LCV Amount (In Rs.)	MAY(Multi-Axe Vehicle) Count	Total MAY (Multi-Axe Vehicle) Amount (In Rs.)	3 Axle Count	Total 3 Axle Amount (In Rs.)													
Single Journey	2057	12227.00	16	3666.00	14	7814.00	205	2280.00	19	2210.00	10	1050.00													
Monthly Pass Sale	0	0.00	0	0.00	0	0.00	0	0.00	0	0.00	0	0.00													
Disbursed Coupons Sales 10%	0	0.00	0	0.00	0	0.00	0	0.00	0	0.00	0	0.00													
Disbursed Coupons Sales 20%	0	0.00	0	0.00	0	0.00	0	0.00	0	0.00	0	0.00													
Daily Pass Sale	0	0.00	0	0.00	0	0.00	0	0.00	0	0.00	0	0.00													
Local Pass Sales	0	0.00	0	0.00	0	0.00	0	0.00	0	0.00	0	0.00													
Return Pass Sale	0	0.00	0	0.00	0	0.00	0	0.00	0	0.00	0	0.00													
Direction	Kusgaden to Kalambar																								
Transaction Type	Car/Jeep Count	Total Car/Jeep Amount (In Rs.)	Bus Count	Total Bus Amount (In Rs.)	Truck Count	Total Truck Amount (In Rs.)	LCV Count	Total LCV Amount (In Rs.)	MAY(Multi-Axe Vehicle) Count	Total MAY (Multi-Axe Vehicle) Amount (In Rs.)	3 Axle Count	Total 3 Axle Amount (In Rs.)													
Single Journey	2057	12227.00	16	3666.00	14	7814.00	205	2280.00	19	2210.00	10	1050.00													
Monthly Pass Sale	0	0.00	0	0.00	0	0.00	0	0.00	0	0.00	0	0.00													
Disbursed Coupons Sales 10%	0	0.00	0	0.00	0	0.00	0	0.00	0	0.00	0	0.00													
Disbursed Coupons Sales 20%	0	0.00	0	0.00	0	0.00	0	0.00	0	0.00	0	0.00													
Daily Pass Sale	0	0.00	0	0.00	0	0.00	0	0.00	0	0.00	0	0.00													
Local Pass Sales	0	0.00	0	0.00	0	0.00	0	0.00	0	0.00	0	0.00													
Return Pass Sale	0	0.00	0	0.00	0	0.00	0	0.00	0	0.00	0	0.00													
Direction	Kusgaden to Kalambar																								
Transaction Type	Car/Jeep Count	Total Car/Jeep Amount (In Rs.)	Bus Count	Total Bus Amount (In Rs.)	Truck Count	Total Truck Amount (In Rs.)	LCV Count	Total LCV Amount (In Rs.)	MAY(Multi-Axe Vehicle) Count	Total MAY (Multi-Axe Vehicle) Amount (In Rs.)	3 Axle Count	Total 3 Axle Amount (In Rs.)													
Single Journey	2057	12227.00	16	3666.00	14	7814.00	205	2280.00	19	2210.00	10	1050.00													
Monthly Pass Sale	0	0.00	0	0.00	0	0.00	0	0.00	0	0.00	0	0.00													
Disbursed Coupons Sales 10%	0	0.00	0	0.00	0	0.00	0	0.00	0	0.00	0	0.00													
Disbursed Coupons Sales 20%	0	0.00	0	0.00	0	0.00	0	0.00	0	0.00	0	0.00													
Daily Pass Sale	0	0.00	0	0.00	0	0.00	0	0.00	0	0.00	0	0.00													
Local Pass Sales	0	0.00	0	0.00	0	0.00	0	0.00	0	0.00	0	0.00													
Return Pass Sale	0	0.00	0	0.00	0	0.00	0	0.00	0	0.00	0	0.00													
Direction	Kusgaden to Kalambar																								

Total Non-Tollable Traffic Count Entry Details							
Transaction Type	Car/Jeep Count	Bus Count	Truck Count	LCV Count	Multi-Axe Vehicle Count	3 Axle Count	AVCX
Exempt	270	5	14	37	23	4	0
Ben Ys	120	7	15	30	16	2	0
Pass Through NH4	14	2	11	21	10	1	0
Pass Through TCEW	22	1	4	14	7	1	0
Card Punch	0	0	0	0	0	0	0
Tag Punch	0	0	0	0	0	0	0
Violation	13	1	7	18	9	1	20

Total Traffic Count Entry Details							
Transaction Type	Car/Jeep Count	Bus Count	Truck Count	LCV Count	Multi-Axe Vehicle Count	3 Axle Count	AVCX
Tollable Traffic	1577	12	120	230	48	21	0
Non-Tollable Traffic	270	7	15	37	23	4	20
Total Traffic Count	1847	19	135	267	71	25	20

Executive Engineer
P.W.

Supervising Engineer
P.W.



2015/2016 Kugyaon 10/1/16

Annexure 6 - Daily Tollable Traffic Count and Revenue Entry Details

Transaction Type	Car/JEEP Count	Total Car/JEEP Amount (in Rs.)	Bus Count	Total Bus Amount (in Rs.)	Truck Count	Total Truck Amount (in Rs.)	LCV Count	Total LCV Amount (in Rs.)	MVV/Multi-Axle Vehicle Count	Total MVV/Multi-Axle Vehicle Amount (in Rs.)	3 Axle Count	Total 3 Axle Amount (in Rs.)
Single Journey	10	100000	2	20000	4	40000	8	80000	2	20000	10	100000
Monthly Pass Sales	4	40000	0	0	0	0	0	0	0	0	0	0
Discounted Coupons Sales 1%	0	0	0	0	0	0	0	0	0	0	0	0
Discounted Coupons Sales 5%	0	0	0	0	0	0	0	0	0	0	0	0
Daily Pass Sale	0	0	0	0	0	0	0	0	0	0	0	0
Local Pass Sales	0	0	0	0	0	0	0	0	0	0	0	0
Return Pass Sale	0	0	0	0	0	0	0	0	0	0	0	0

Transaction Type	Car/JEEP Count	Total Car/JEEP Amount (in Rs.)	Bus Count	Total Bus Amount (in Rs.)	Truck Count	Total Truck Amount (in Rs.)	LCV Count	Total LCV Amount (in Rs.)	MVV/Multi-Axle Vehicle Count	Total MVV/Multi-Axle Vehicle Amount (in Rs.)	3 Axle Count	Total 3 Axle Amount (in Rs.)
Single Journey	10	100000	2	20000	4	40000	8	80000	2	20000	10	100000
Monthly Pass Sales	4	40000	0	0	0	0	0	0	0	0	0	0
Discounted Coupons Sales 1%	0	0	0	0	0	0	0	0	0	0	0	0
Discounted Coupons Sales 5%	0	0	0	0	0	0	0	0	0	0	0	0
Daily Pass Sale	0	0	0	0	0	0	0	0	0	0	0	0
Local Pass Sales	0	0	0	0	0	0	0	0	0	0	0	0
Return Pass Sale	0	0	0	0	0	0	0	0	0	0	0	0

Transaction Type	Car/JEEP Count	Total Car/JEEP Amount (in Rs.)	Bus Count	Total Bus Amount (in Rs.)	Truck Count	Total Truck Amount (in Rs.)	LCV Count	Total LCV Amount (in Rs.)	MVV/Multi-Axle Vehicle Count	Total MVV/Multi-Axle Vehicle Amount (in Rs.)	3 Axle Count	Total 3 Axle Amount (in Rs.)
Single Journey	10	100000	2	20000	4	40000	8	80000	2	20000	10	100000
Monthly Pass Sales	4	40000	0	0	0	0	0	0	0	0	0	0
Discounted Coupons Sales 1%	0	0	0	0	0	0	0	0	0	0	0	0
Discounted Coupons Sales 5%	0	0	0	0	0	0	0	0	0	0	0	0
Daily Pass Sale	0	0	0	0	0	0	0	0	0	0	0	0
Local Pass Sales	0	0	0	0	0	0	0	0	0	0	0	0
Return Pass Sale	0	0	0	0	0	0	0	0	0	0	0	0

Transaction Type	Car/JEEP Count	Total Car/JEEP Amount (in Rs.)	Bus Count	Total Bus Amount (in Rs.)	Truck Count	Total Truck Amount (in Rs.)	LCV Count	Total LCV Amount (in Rs.)	MVV/Multi-Axle Vehicle Count	Total MVV/Multi-Axle Vehicle Amount (in Rs.)	3 Axle Count	Total 3 Axle Amount (in Rs.)
Single Journey	10	100000	2	20000	4	40000	8	80000	2	20000	10	100000
Monthly Pass Sales	4	40000	0	0	0	0	0	0	0	0	0	0
Discounted Coupons Sales 1%	0	0	0	0	0	0	0	0	0	0	0	0
Discounted Coupons Sales 5%	0	0	0	0	0	0	0	0	0	0	0	0
Daily Pass Sale	0	0	0	0	0	0	0	0	0	0	0	0
Local Pass Sales	0	0	0	0	0	0	0	0	0	0	0	0
Return Pass Sale	0	0	0	0	0	0	0	0	0	0	0	0

Toll Free Tollable Traffic Count Entry Details


Transaction Type	Car/JEEP Count	Bus Count	Truck Count	LCV Count	MVV Multi-Axle Vehicle Count	3 Axle Count	AVOX
Example	100	2	4	8	2	10	0
Exit Fee	0	0	0	0	0	0	0
Pass Through Fee	0	0	0	0	0	0	0
Pass Through VLM	0	0	0	0	0	0	0
Card Punch	0	0	0	0	0	0	0
Tag Punch	0	0	0	0	0	0	0
Vehicle	0	0	0	0	0	0	0

Pass Traffic Count Entry Details

Transaction Type	Car/JEEP Count	Bus Count	Truck Count	LCV Count	MVV Multi-Axle Vehicle Count	3 Axle Count	AVOX
Example	100	2	4	8	2	10	0
Exit Fee	0	0	0	0	0	0	0
Pass Through Fee	0	0	0	0	0	0	0
Pass Through VLM	0	0	0	0	0	0	0
Card Punch	0	0	0	0	0	0	0
Tag Punch	0	0	0	0	0	0	0
Vehicle	0	0	0	0	0	0	0

Executive Engineer

 Superintending Engineer



191516

2008-01-01


Annexure 3 - Daily Tollable Traffic Count and Revenue Entry Details													Annexure 4 - Daily Tollable Traffic Count and Revenue Entry Details												
Date	Region To Karnataka												Region To Karnataka												
Account Name	Account Number	Account Number	Account Number	Account Number	Account Number	Account Number	Account Number	Account Number	Account Number	Account Number	Account Number	Account Number	Account Number	Account Number	Account Number	Account Number	Account Number	Account Number	Account Number	Account Number	Account Number	Account Number	Account Number		
Transaction Type	Car/JEEP Count	Total Car/JEEP Amount (in Rs.)	Bus Count	Total Bus Amount (in Rs.)	Truck Count	Total Truck Amount (in Rs.)	LCV Count	Total LCV Amount (in Rs.)	MAV/Multi Axle Vehicle Count	Total MAV/Multi Axle Vehicle Amount (in Rs.)	3 Axle Count	Total 3 Axle Amount (in Rs.)	Transaction Type	Car/JEEP Count	Total Car/JEEP Amount (in Rs.)	Bus Count	Total Bus Amount (in Rs.)	Truck Count	Total Truck Amount (in Rs.)	LCV Count	Total LCV Amount (in Rs.)	MAV/Multi Axle Vehicle Count	Total MAV/Multi Axle Vehicle Amount (in Rs.)	3 Axle Count	Total 3 Axle Amount (in Rs.)
Single Journey	1	1000	1	1000	1	1000	1	1000	1	1000	1	1000	Single Journey	1	1000	1	1000	1	1000	1	1000	1	1000	1	1000
Monthly Pass Sales	1	1000	1	1000	1	1000	1	1000	1	1000	1	1000	Monthly Pass Sales	1	1000	1	1000	1	1000	1	1000	1	1000	1	1000
Discounted Coupons Sales 10%	1	1000	1	1000	1	1000	1	1000	1	1000	1	1000	Discounted Coupons Sales 10%	1	1000	1	1000	1	1000	1	1000	1	1000	1	1000
Discounted Coupons Sales 20%	1	1000	1	1000	1	1000	1	1000	1	1000	1	1000	Discounted Coupons Sales 20%	1	1000	1	1000	1	1000	1	1000	1	1000	1	1000
Day Pass Sale	1	1000	1	1000	1	1000	1	1000	1	1000	1	1000	Day Pass Sale	1	1000	1	1000	1	1000	1	1000	1	1000	1	1000
Local Pass Sale	1	1000	1	1000	1	1000	1	1000	1	1000	1	1000	Local Pass Sale	1	1000	1	1000	1	1000	1	1000	1	1000	1	1000
Return Pass Sale	1	1000	1	1000	1	1000	1	1000	1	1000	1	1000	Return Pass Sale	1	1000	1	1000	1	1000	1	1000	1	1000	1	1000

Total Non-Tollable Traffic Count Entry Details							
Transaction Type	Car/JEEP Count	Bus Count	Truck Count	LCV Count	Multi Axle Vehicle Count	3 Axle Count	AUXC
Return	100	10	10	10	10	10	10
Bus Pass	100	10	10	10	10	10	10
Pass Through I/C	100	10	10	10	10	10	10
Pass Through Y/E/W	100	10	10	10	10	10	10
Bus Pass	100	10	10	10	10	10	10
Return	100	10	10	10	10	10	10

Total Traffic Count Entry Details							
Transaction Type	Car/JEEP Count	Bus Count	Truck Count	LCV Count	Multi Axle Vehicle Count	3 Axle Count	AUXC
Tollable Traffic	100	10	10	10	10	10	10
Non-Tollable Traffic	100	10	10	10	10	10	10
Total Traffic Count	200	20	20	20	20	20	20

Authorizing Engineer

Authorizing Engineer



24/5/2016 Shedding Fee

Annexure 8 - Daily Tollable Traffic Count and Revenue Entry Details		Annexure 8 - Daily Tollable Traffic Count and Revenue Entry Details	
Date	24-May-16		
Section Name			
Bank Name where cash depositing	BANK OF INDIA		
Bank Account Number	009520118000046		
Collection Depositing Date	25-May-16		
Direction	Shedung to Kalamboli		

Transaction Type	Car/Jeep Count	Total Car/Jeep Amount (In Rs.)	Bus Count	Total Bus Amount (In Rs.)	Truck Count	Total Truck Amount (In Rs.)	LCV Count	Total LCV Amount (In Rs.)	MAV (Multi Axle Vehicle) Count	Total MAV (Multi Axle Vehicle) Amount (In Rs.)	3 Axle Count	Total 3 Axle Amount (In Rs.)
Single Journey	816	28560.00	17	1243.00	261	23619.00	890	80360.00	427	74725.00	174	20316.00
Monthly Pass Sales	0	0.00	0	0.00	0	0.00	0	0.00	0	0.00	0	0.00
Discounted Coupons Sales 10%	0	0.00	0	0.00	0	0.00	0	0.00	0	0.00	0	0.00
Discounted Coupons Sales 20%	0	0.00	0	0.00	0	0.00	0	0.00	0	0.00	0	0.00
Daily Pass Sale	0	0.00	0	0.00	0	0.00	0	0.00	0	0.00	0	0.00
Local Pass Sales	0	0.00	0	0.00	0	0.00	0	0.00	0	0.00	0	0.00
Return Pass Sale	0	0.00	0	0.00	0	0.00	0	0.00	0	0.00	0	0.00
Direction	Kalamboli to Shedung											


Transaction Type	Car/Jeep Count	Total Car/Jeep Amount (In Rs.)	Bus Count	Total Bus Amount (In Rs.)	Truck Count	Total Truck Amount (In Rs.)	LCV Count	Total LCV Amount (In Rs.)	MAV (Multi Axle Vehicle) Count	Total MAV (Multi Axle Vehicle) Amount (In Rs.)	3 Axle Count	Total 3 Axle Amount (In Rs.)
Single Journey	1091	38820.00	65	5135.00	305	24174.00	857	37709.00	594	105660.00	188	21924.00
Monthly Pass Sales	0	0.00	0	0.00	0	0.00	0	0.00	0	0.00	0	0.00
Discounted Coupons Sales 10%	0	0.00	0	0.00	0	0.00	0	0.00	0	0.00	0	0.00
Discounted Coupons Sales 20%	0	0.00	0	0.00	0	0.00	0	0.00	0	0.00	0	0.00
Daily Pass Sale	0	0.00	0	0.00	0	0.00	0	0.00	0	0.00	0	0.00
Local Pass Sales	0	0.00	0	0.00	0	0.00	0	0.00	0	0.00	0	0.00
Return Pass Sale	0	0.00	0	0.00	0	0.00	0	0.00	0	0.00	0	0.00

Transaction Type	Car/Jeep Count	Bus Count	Truck Count	LCV Count	Multi Axle Vehicle Count	3 Axle Count	AVCX
Exempt	1737	40	42	234	56	61	0
Exit Toll	0	0	0	0	0	0	0
Pass Through NH4	334	5	171	748	982	310	0
Pass Through YCEW	0	0	0	0	0	0	0
Card Punch	1	0	0	0	8	0	0
Tag Punch	2	0	0	0	0	0	0
Violation	452	3	0	35	11	11	0

Transaction Type	Car/Jeep Count	Bus Count	Truck Count	LCV Count	Multi Axle Vehicle Count	3 Axle Count	AVCX
Tollable Traffic	1867	32	567	1947	1021	380	0
Non-Tollable Traffic	2496	48	221	1387	599	382	43
Total Traffic Count	4363	100	788	2934	2020	762	43

Executive Engineer
P.W.

Subtending Engineer
P.W.



Rulkarni

23/5/16

Handing Over

Annexure 8 - Daily Tollable Traffic Count and Revenue Entry Details												Annexure 8 - Daily Tollable Traffic Count and Revenue Entry Details	
Date	23-May-16												
Section Name													
Bank Name where cash depositing	BANK OF INDIA												
Bank Account Number	009920110000048												
Collection Depositing Date	24-May-16												
Direction	Shedung to Kalamboi												
Transaction Type	Car/Jeep Count	Total Car/Jeep Amount(In Rs)	Bus Count	Total Bus Amount (In Rs.)	Truck Count	Total Truck Amount (In Rs.)	LCV Count	Total LCV Amount (In Rs.)	MAV(Multi Axle Vehicle) Count	Total MAV (Multi Axle Vehicle)Amount (In Rs.)	3 Axle Count	Total 3 Axle Amount (In Rs.)	
Single Journey	550	29920.00	3	474.00	222	17850.00	8	2604.00	24	43700.00	104	24570.00	
Monthly Pass Sales	0	0.00	0	0.00	0	0.00	0	0.00	0	0.00	0	0.00	
Discounted Coupons Sales 10%	0	0.00	0	0.00	0	0.00	0	0.00	0	0.00	0	0.00	
Discounted Coupons Sales 20%	0	0.00	0	0.00	0	0.00	0	0.00	0	0.00	0	0.00	
Daily Pass Sale	0	0.00	0	0.00	0	0.00	0	0.00	0	0.00	0	0.00	
Local Pass Sales	0	0.00	0	0.00	0	0.00	0	0.00	0	0.00	0	0.00	
Return Pass Sale	0	0.00	0	0.00	0	0.00	0	0.00	0	0.00	0	0.00	
Direction	Kalamboi to Shedung												
Transaction Type	Car/Jeep Count	Total Car/Jeep Amount(In Rs)	Bus Count	Total Bus Amount (In Rs.)	Truck Count	Total Truck Amount (In Rs.)	LCV Count	Total LCV Amount (In Rs.)	MAV(Multi Axle Vehicle) Count	Total MAV (Multi Axle Vehicle)Amount (In Rs.)	3 Axle Count	Total 3 Axle Amount (In Rs.)	
Single Journey	932	32590.00	62	4977.00	254	20892.00	6	3532.00	55	9895.00	209	2472.00	
Monthly Pass Sales	0	0.00	0	0.00	0	0.00	0	0.00	0	0.00	0	0.00	
Discounted Coupons Sales 10%	0	0.00	0	0.00	0	0.00	0	0.00	0	0.00	0	0.00	
Discounted Coupons Sales 20%	0	0.00	0	0.00	0	0.00	0	0.00	0	0.00	0	0.00	
Daily Pass Sale	0	0.00	0	0.00	0	0.00	0	0.00	0	0.00	0	0.00	
Local Pass Sales	0	0.00	0	0.00	0	0.00	0	0.00	0	0.00	0	0.00	
Return Pass Sale	0	0.00	0	0.00	0	0.00	0	0.00	0	0.00	0	0.00	

Total Non-Tollable Traffic Count Entry Details								
Transaction Type	Car/Jeep Count	Bus Count	Truck Count	LCV Count	Multi Axle Vehicle Count	3 Axle Count	AVCX	
Exempt	1669	34	42	302	51	81	0	0
Exit Toll	0	0	0	0	0	0	0	0
Pass Through NMC	354	0	10	641	24	295	0	0
Pass Through MCFW	0	0	0	0	0	0	0	0
Card Punch	0	0	0	0	0	0	0	0
Vag Punch	4	0	0	0	0	0	0	0
Violation	228	0	4	29	11	4	0	0

Total Traffic Count Entry Details							
Transaction Type	Car/Jeep Count	Bus Count	Truck Count	LCV Count	Multi Axle Vehicle Count	3 Axle Count	AVCX
Tollable Traffic	1769	62	452	1489	118	300	0
Non - Tollable Traffic	2263	42	710	971	603	305	0
Total Traffic Count	4032	111	650	2460	1821	605	0

Executive Engineer
P.W.

Superintending Engineer
P.W.



Handwritten signature

22/5/16 Wednesday

Annexure e - Daily Tollable Traffic Count and Revenue Entry Details											Annexure e - Daily Tollable Traffic Count and Revenue Entry Details		
Date	22-May-16												
Section Name	G												
Bank Name where cash depositing	BANK OF INDIA												
Bank Account Number	005620110000040												
Collection Depositing Date	23-May-16												
Direction	Shedung to Kalamboli												
Transaction Type	Car/Jeep Count	Total Car/Jeep Amount(In Rs)	Bus Count	Total Bus Amount (In Rs.)	Truck Count	Total Truck Amount (In Rs.)	LCV Count	Total LCV Amount (In Rs.)	MAV(Multi Axle Vehicle) Count	Total MAV (Multi Axle Vehicle) Amount (In Rs.)	3 Axle Count	Total 3 Axle Amount (In Rs.)	
Single Journey	534	53725.00	16	7501.00	23	5038.00	249	18793.00	247	45226.00	63	10260.00	
Monthly Pass Sales	0	0.00	0	0.00	0	0.00	0	0.00	0	0.00	0	0.00	
Discounted Coupons Sales 10%	0	0.00	0	0.00	0	0.00	0	0.00	0	0.00	0	0.00	
Discounted Coupons Sales 20%	0	0.00	0	0.00	0	0.00	0	0.00	0	0.00	0	0.00	
Daily Pass Sale	0	0.00	0	0.00	0	0.00	0	0.00	0	0.00	0	0.00	
Local Pass Sales	0	0.00	0	0.00	0	0.00	0	0.00	0	0.00	0	0.00	
Return Pass Sale	0	0.00	0	0.00	0	0.00	0	0.00	0	0.00	0	0.00	

Annexure e - Daily Tollable Traffic Count and Revenue Entry Details												
Direction	Kalamboli to Shedung											
Transaction Type	Car/Jeep Count	Total Car/Jeep Amount(In Rs)	Bus Count	Total Bus Amount (In Rs.)	Truck Count	Total Truck Amount (In Rs.)	LCV Count	Total LCV Amount (In Rs.)	MAV(Multi Axle Vehicle) Count	Total MAV (Multi Axle Vehicle) Amount (In Rs.)	3 Axle Count	Total 3 Axle Amount (In Rs.)
Single Journey	1300	48110.00	42	4599.00	156	10665.00	439	19519.00	410	72576.00	99	10260.00
Monthly Pass Sales	0	0.00	0	0.00	0	0.00	0	0.00	0	0.00	0	0.00
Discounted Coupons Sales 10%	0	0.00	0	0.00	0	0.00	0	0.00	0	0.00	0	0.00
Discounted Coupons Sales 20%	0	0.00	0	0.00	0	0.00	0	0.00	0	0.00	0	0.00
Daily Pass Sale	0	0.00	0	0.00	0	0.00	0	0.00	0	0.00	0	0.00
Local Pass Sales	0	0.00	0	0.00	0	0.00	0	0.00	0	0.00	0	0.00
Return Pass Sale	0	0.00	0	0.00	0	0.00	0	0.00	0	0.00	0	0.00

Total Non-Tollable Traffic Count Entry Details							
Transaction Type	Car/Jeep Count	Bus Count	Truck Count	LCV Count	Multi Axle Vehicle Count	3 Axle Count	AVCX
Exempt	155	18	17	207	11	83	0
Exit Toll	0	0	0	0	0	0	0
Pass Through NH	423	9	92	375	77	260	0
Pass Through YCEW	0	0	0	0	0	0	0
Card Punch	1	0	0	0	0	0	0
Tag Punch	1	0	0	0	0	0	0
Violation	358	5	1	04	1	11	0

Total Traffic Count Entry Details							
Transaction Type	Car/Jeep Count	Bus Count	Truck Count	LCV Count	Multi Axle Vehicle Count	3 Axle Count	AVCX
Tollable Traffic	2340	64	247	868	664	182	0
Non - Tollable Traffic	2238	26	100	608	604	344	0
Total Traffic Count	4578	90	347	1476	1268	526	0

Executive Engineer
P.W.

Subsiding Engineer
P.W.

Handwritten signature

21/05/2016

Shedding House

Annexure 5 - Daily Tollable Traffic Count and Revenue Entry Details												
Date	21-May-16											
Section Name	0											
Bank Name where cash deposited	BANK OF INDIA											
Bank Account Number	0095201120000403											
Collection Depositing Date	23-May-16											
Direction	Shedding to Kalamboli											
Transaction Type	Car/Jeep Count	Total Car/Jeep Amount(In Rs.)	Bus Count	Total Bus Amount (In Rs.)	Truck Count	Total Truck Amount (In Rs.)	LCV Count	Total LCV Amount (In Rs.)	MAV(Multi Axle Vehicle) Count	Total MAV (Multi Axle Vehicle) Amount (In Rs.)	3 Axle Count	Total 3 Axle Amount (In Rs.)
1	2	3	4	5	6	7	8	9	10	11	12	13
Single Journey	1174	41090.00	0	0.00	185	14019.00	549	28956.00	399	69125.00	117	15670.00
Monthly Pass Sales	0	0.00	0	0.00	0	0.00	0	0.00	0	0.00	0	0.00
Discounted Coupons Sales 10%	0	0.00	0	0.00	0	0.00	0	0.00	0	0.00	0	0.00
Discounted Coupons Sales 20%	0	0.00	0	0.00	0	0.00	0	0.00	0	0.00	0	0.00
Daily Pass Sale	0	0.00	0	0.00	0	0.00	0	0.00	0	0.00	0	0.00
Local Pass Sales	0	0.00	0	0.00	0	0.00	0	0.00	0	0.00	0	0.00
Return Pass Sale	0	0.00	0	0.00	0	0.00	0	0.00	0	0.00	0	0.00
Direction	Kalamboli to Shedding											
Transaction Type	Car/Jeep Count	Total Car/Jeep Amount(In Rs.)	Bus Count	Total Bus Amount (In Rs.)	Truck Count	Total Truck Amount (In Rs.)	LCV Count	Total LCV Amount (In Rs.)	MAV(Multi Axle Vehicle) Count	Total MAV (Multi Axle Vehicle) Amount (In Rs.)	3 Axle Count	Total 3 Axle Amount (In Rs.)
1	2	3	4	5	6	7	8	9	10	11	12	13
Single Journey	1605	53210.00	71	5609.00	224	17538.00	830	35520.00	828	100900.00	181	24254.00
Monthly Pass Sales	0	0.00	0	0.00	0	0.00	0	0.00	0	0.00	0	0.00
Discounted Coupons Sales 10%	0	0.00	0	0.00	0	0.00	0	0.00	0	0.00	0	0.00
Discounted Coupons Sales 20%	0	0.00	0	0.00	0	0.00	0	0.00	0	0.00	0	0.00
Daily Pass Sale	0	0.00	0	0.00	0	0.00	0	0.00	0	0.00	0	0.00
Local Pass Sales	0	0.00	0	0.00	0	0.00	0	0.00	0	0.00	0	0.00
Return Pass Sale	0	0.00	0	0.00	0	0.00	0	0.00	0	0.00	0	0.00

Total Non-Tollable Traffic Count Entry Details							
Transaction Type	Car/Jeep Count	Bus Count	Truck Count	LCV Count	Multi Axle Vehicle Count	3 Axle Count	AVCX
1	2	3	4	5	6	7	8
Exempt	1582	28	47	315	18	46	0
Exn Toll	0	0	0	0	0	0	0
Pass Through Nhd	340	0	160	504	817	330	0
Pass Through YCEV	0	0	0	0	0	0	0
Card Punch	1	0	0	0	0	0	0
Tag Punch	1	0	0	0	0	0	0
Violation	327	7	15	57	20	10	52

Total Traffic Count Entry Details							
Transaction Type	Car/Jeep Count	Bus Count	Truck Count	LCV Count	Multi Axle Vehicle Count	3 Axle Count	AVCX
1	2	3	4	5	6	7	8
Tollable Traffic	2979	80	407	1479	1023	288	0
Non - Tollable Traffic	3321	44	224	978	878	363	92
Total Traffic Count	6300	124	631	2457	1901	651	92

Executive Engineer
P.W.

Superintending Engineer
P.W.



Prabhakar

2015/2016 Standing Order

Annexure 6 - Daily Tollable Traffic Count and Revenue Entry Details
Annexure 7 - Daily Tollable Traffic Count and Revenue Entry Details

Transaction Type	Car/JEEP Count	Total Car/JEEP Amount (in Rs.)	Bus Count	Total Bus Amount (in Rs.)	Truck Count	Total Truck Amount (in Rs.)	LCV Count	Total LCV Amount (in Rs.)	MV/Multi-Axle Vehicle Count	Total MV (Multi-Axle Vehicle) Amount (in Rs.)	3 Axle Count	Total 3 Axle Amount (in Rs.)
Single Journey	452	14752.00	23	1872.00	4	1680.00	1	720.00	48	7560.00	18	2880.00
Monthly Pass Sales	0	0.00	0	0.00	0	0.00	0	0.00	0	0.00	0	0.00
Overseas Coupons Sales 10%	0	0.00	0	0.00	0	0.00	0	0.00	0	0.00	0	0.00
Overseas Coupons Sales 20%	0	0.00	0	0.00	0	0.00	0	0.00	0	0.00	0	0.00
Local Pass Sale	0	0.00	0	0.00	0	0.00	0	0.00	0	0.00	0	0.00
Local Pass Sale	0	0.00	0	0.00	0	0.00	0	0.00	0	0.00	0	0.00
Return Pass Sale	0	0.00	0	0.00	0	0.00	0	0.00	0	0.00	0	0.00

Transaction Type	Car/JEEP Count	Total Car/JEEP Amount (in Rs.)	Bus Count	Total Bus Amount (in Rs.)	Truck Count	Total Truck Amount (in Rs.)	LCV Count	Total LCV Amount (in Rs.)	MV/Multi-Axle Vehicle Count	Total MV (Multi-Axle Vehicle) Amount (in Rs.)	3 Axle Count	Total 3 Axle Amount (in Rs.)
Single Journey	452	14752.00	23	1872.00	4	1680.00	1	720.00	48	7560.00	18	2880.00
Monthly Pass Sales	0	0.00	0	0.00	0	0.00	0	0.00	0	0.00	0	0.00
Overseas Coupons Sales 10%	0	0.00	0	0.00	0	0.00	0	0.00	0	0.00	0	0.00
Overseas Coupons Sales 20%	0	0.00	0	0.00	0	0.00	0	0.00	0	0.00	0	0.00
Local Pass Sale	0	0.00	0	0.00	0	0.00	0	0.00	0	0.00	0	0.00
Local Pass Sale	0	0.00	0	0.00	0	0.00	0	0.00	0	0.00	0	0.00
Return Pass Sale	0	0.00	0	0.00	0	0.00	0	0.00	0	0.00	0	0.00

Transaction Type	Car/JEEP Count	Bus Count	Truck Count	LCV Count	MV/Multi-Axle Vehicle Count	3 Axle Count	AVFC
Example	1	0	0	0	0	0	0
Bus	0	1	0	0	0	0	0
Overseas Coupons	0	0	1	0	0	0	0
Local Pass Sale	0	0	0	0	0	0	0
Local Pass Sale	0	0	0	0	0	0	0
Local Pass Sale	0	0	0	0	0	0	0
Local Pass Sale	0	0	0	0	0	0	0
Local Pass Sale	0	0	0	0	0	0	0
Local Pass Sale	0	0	0	0	0	0	0
Local Pass Sale	0	0	0	0	0	0	0

Transaction Type	Car/JEEP Count	Bus Count	Truck Count	LCV Count	MV/Multi-Axle Vehicle Count	3 Axle Count	AVFC
Total Traffic	452	23	4	1	48	18	2880
Total Tollable	452	23	4	1	48	18	2880
Total Traffic Count	452	23	4	1	48	18	2880

Executive Engineer
D W

Engineering Engineer
P W



19/11/16 Monday 16/11/16

Annexure 8 - Daily Tollable Traffic Count and Revenue Entry Details

Date	16/11/16
Section Name	
Block Name where entry is being	DRIVE OFF ROAD
Bank Account Number	01 101110101010
Contractor Name	201711 10
Direction	Shedule to Kalyan


Transaction Type	Car/Jeep Count	Total Car/Jeep Amount (In Rs.)	Bus Count	Total Bus Amount (In Rs.)	Truck Count	Total Truck Amount (In Rs.)	LCV Count	Total LCV Amount (In Rs.)	MUV/Multi-Axe Vehicle Count	Total MUV/Multi-Axe Vehicle Amount (In Rs.)	3 Axle Count	Total 3 Axle Amount (In Rs.)
Single Journey	100	2000.00	10	1000.00	10	1000.00	10	1000.00	10	1000.00	10	1000.00
Monthly Pass Sale	0	0.00	0	0.00	0	0.00	0	0.00	0	0.00	0	0.00
Discontinued Conductor Salary 15%	0	0.00	0	0.00	0	0.00	0	0.00	0	0.00	0	0.00
Discontinued Conductor Salary 25%	0	0.00	0	0.00	0	0.00	0	0.00	0	0.00	0	0.00
Daily Pass Sale	0	0.00	0	0.00	0	0.00	0	0.00	0	0.00	0	0.00
Local Pass Sale	0	0.00	0	0.00	0	0.00	0	0.00	0	0.00	0	0.00
Return Pass Sale	0	0.00	0	0.00	0	0.00	0	0.00	0	0.00	0	0.00
Operator												

Transaction Type	Car/Jeep Count	Total Car/Jeep Amount (In Rs.)	Bus Count	Total Bus Amount (In Rs.)	Truck Count	Total Truck Amount (In Rs.)	LCV Count	Total LCV Amount (In Rs.)	MUV/Multi-Axe Vehicle Count	Total MUV/Multi-Axe Vehicle Amount (In Rs.)	3 Axle Count	Total 3 Axle Amount (In Rs.)
Single Journey	100	2000.00	10	1000.00	10	1000.00	10	1000.00	10	1000.00	10	1000.00
Monthly Pass Sale	0	0.00	0	0.00	0	0.00	0	0.00	0	0.00	0	0.00
Discontinued Conductor Salary 15%	0	0.00	0	0.00	0	0.00	0	0.00	0	0.00	0	0.00
Discontinued Conductor Salary 25%	0	0.00	0	0.00	0	0.00	0	0.00	0	0.00	0	0.00
Daily Pass Sale	0	0.00	0	0.00	0	0.00	0	0.00	0	0.00	0	0.00
Local Pass Sale	0	0.00	0	0.00	0	0.00	0	0.00	0	0.00	0	0.00
Return Pass Sale	0	0.00	0	0.00	0	0.00	0	0.00	0	0.00	0	0.00

Transaction Type	Car/Jeep Count	Bus Count	Truck Count	LCV Count	MUV/Multi-Axe Vehicle Count	3 Axle Count	AVCX
Normal Traffic	100	10	10	10	10	10	0
Non-Tollable Traffic	0	0	0	0	0	0	0
Total Traffic Count	100	10	10	10	10	10	0

Prepared by: [Signature]

Sub-Inspector: [Signature]



21/12/2016 Talegaon XLEW


Annexure 5 - Only Tollable Traffic Count and Revenue Entry Details													Annexure 6 - Daily Tollable Traffic Count and Revenue Entry Details				
Date	21-12-16																
Section Name	0																
Bank Name where cash depositing	BANK OF INDIA																
Bank Account Number	0422011022200																
Collection Depositing Date	25-12-16																
Direction	Talegaon To Mumbai																
Transaction Type	Car/Jeep Count	Total Car/Jeep Amount (In Rs.)	Bus Count	Total Bus Amount (In Rs.)	Truck Count	Total Truck Amount (In Rs.)	LCV Count	Total LCV Amount (In Rs.)	MAV/Multi Axle Vehicle Count	Total MAV (Multi Axle Vehicle) Amount (In Rs.)	3 Axle Count	Total 3 Axle Amount (In Rs.)					
Single Journey	1	1200	1428	1200	4	1072	5	1941	0	0	0	0					
Monthly Pass Sales	0	0	0	0	0	0	0	0	0	0	0	0					
Discounted Coupons Sales 12%	0	0	0	0	0	0	0	0	0	0	0	0					
Discounted Coupons Sales 20%	0	0	0	0	0	0	0	0	0	0	0	0					
Daily Pass Sale	0	0	0	0	0	0	0	0	0	0	0	0					
Local Pass Sales	0	0	0	0	0	0	0	0	0	0	0	0					
Returns Pass Sale	0	0	0	0	0	0	0	0	0	0	0	0					
Direction	Talegaon To Khalapur Connector																
Transaction Type	Car/Jeep Count	Total Car/Jeep Amount (In Rs.)	Bus Count	Total Bus Amount (In Rs.)	Truck Count	Total Truck Amount (In Rs.)	LCV Count	Total LCV Amount (In Rs.)	MAV/Multi Axle Vehicle Count	Total MAV (Multi Axle Vehicle) Amount (In Rs.)	3 Axle Count	Total 3 Axle Amount (In Rs.)					
Single Journey	1	1200	1428	1200	4	1072	5	1941	0	0	0	0					
Monthly Pass Sales	0	0	0	0	0	0	0	0	0	0	0	0					
Discounted Coupons Sales 12%	0	0	0	0	0	0	0	0	0	0	0	0					
Discounted Coupons Sales 20%	0	0	0	0	0	0	0	0	0	0	0	0					
Daily Pass Sale	0	0	0	0	0	0	0	0	0	0	0	0					
Local Pass Sales	0	0	0	0	0	0	0	0	0	0	0	0					
Returns Pass Sale	0	0	0	0	0	0	0	0	0	0	0	0					
Direction	Talegaon To Nuggaon																
Transaction Type	Car/Jeep Count	Total Car/Jeep Amount (In Rs.)	Bus Count	Total Bus Amount (In Rs.)	Truck Count	Total Truck Amount (In Rs.)	LCV Count	Total LCV Amount (In Rs.)	MAV/Multi Axle Vehicle Count	Total MAV (Multi Axle Vehicle) Amount (In Rs.)	3 Axle Count	Total 3 Axle Amount (In Rs.)					
Single Journey	1	1428	1671	1428	4	1072	5	1941	0	0	0	0					
Monthly Pass Sales	0	0	0	0	0	0	0	0	0	0	0	0					
Discounted Coupons Sales 12%	0	0	0	0	0	0	0	0	0	0	0	0					
Discounted Coupons Sales 20%	0	0	0	0	0	0	0	0	0	0	0	0					
Daily Pass Sale	0	0	0	0	0	0	0	0	0	0	0	0					
Local Pass Sales	0	0	0	0	0	0	0	0	0	0	0	0					
Returns Pass Sale	0	0	0	0	0	0	0	0	0	0	0	0					
Direction	Nuggaon To Pune																
Transaction Type	Car/Jeep Count	Total Car/Jeep Amount (In Rs.)	Bus Count	Total Bus Amount (In Rs.)	Truck Count	Total Truck Amount (In Rs.)	LCV Count	Total LCV Amount (In Rs.)	MAV/Multi Axle Vehicle Count	Total MAV (Multi Axle Vehicle) Amount (In Rs.)	3 Axle Count	Total 3 Axle Amount (In Rs.)					
Single Journey	1	1081	1297	1081	4	1072	5	1941	0	0	0	0					
Monthly Pass Sales	0	0	0	0	0	0	0	0	0	0	0	0					
Discounted Coupons Sales 12%	0	0	0	0	0	0	0	0	0	0	0	0					
Discounted Coupons Sales 20%	0	0	0	0	0	0	0	0	0	0	0	0					
Daily Pass Sale	0	0	0	0	0	0	0	0	0	0	0	0					
Local Pass Sales	0	0	0	0	0	0	0	0	0	0	0	0					
Returns Pass Sale	0	0	0	0	0	0	0	0	0	0	0	0					

Total Non-Tollable Traffic Count Entry Details							
Transaction Type	Car/Jeep Count	Bus Count	Truck Count	LCV Count	Multi Axle Vehicle Count	3 Axle Count	AVCX
Example	315	1	22	294	0	0	0
Exit Tap	1200	1297	1081	1941	0	0	0
Pass Through NHA	0	0	0	0	0	0	0
Pass Through OEW	0	0	0	0	0	0	0
Card Point	31	0	0	0	0	0	0
Tag Point	31	0	0	0	0	0	0
Violation	11	0	0	0	0	0	0

Total Traffic Count Entry Details							
Transaction Type	Car/Jeep Count	Bus Count	Truck Count	LCV Count	Multi Axle Vehicle Count	3 Axle Count	AVCX
Tollable Traffic	15142	1528	1199	2281	0	0	0
Non - Tollable Traffic	15171	1528	1199	2281	0	0	0
TOTAL Traffic Count	31113	3123	2398	4562	0	0	0

Executive Engineer
P.W.

Superintending Engineer
P.W.



24/5/16 to 30/5/16


Annexure 6 - Daily Tollable Traffic Count and Revenue Entry Details											Annexure 8 - Daily Tollable Traffic Count and Revenue Entry Details										
Date: 24/5/16											Date: 25/5/16										
Section Name: ...											Section Name: ...										
Bus Name where class is being used: ...											Bus Name where class is being used: ...										
Daily Revenue Number: ...											Daily Revenue Number: ...										
Detection/Processing Date: ...											Detection/Processing Date: ...										
Direction: ...											Direction: ...										
Transaction Type	Card/Pass Count	Total Card/Pass Amount (Rs.)	Bus Count	Total Bus Amount (In Rs.)	Truck Count	Total Truck Amount (In Rs.)	LCV Count	Total LCV Amount (In Rs.)	MVA (Multi-Axe Vehicle) Count	Total MVA (Multi-Axe Vehicle) Amount (In Rs.)	3 Axle Count	Total 3 Axle Amount (In Rs.)									
Single Journey	100	20000.00	100	20000.00	0	0.00	0	0.00	0	0.00	0	0.00									
Monthly Pass Sales	0	0.00	0	0.00	0	0.00	0	0.00	0	0.00	0	0.00									
Discounted Coupons Sales 1%	0	0.00	0	0.00	0	0.00	0	0.00	0	0.00	0	0.00									
Discounted Coupons Sales 2%	0	0.00	0	0.00	0	0.00	0	0.00	0	0.00	0	0.00									
Early Pass Sale	0	0.00	0	0.00	0	0.00	0	0.00	0	0.00	0	0.00									
Late Pass Sale	0	0.00	0	0.00	0	0.00	0	0.00	0	0.00	0	0.00									
Return Pass Sale	0	0.00	0	0.00	0	0.00	0	0.00	0	0.00	0	0.00									

Total Non-Tollable Traffic Count Entry Details						
Transaction Type	Card/Pass Count	Bus Count	Truck Count	LCV Count	Multi-Axe Vehicle Count	3 Axle Count
Entry	100	100	0	0	0	0
Exit	100	100	0	0	0	0
Pass Through	0	0	0	0	0	0
Pass Through LCV	0	0	0	0	0	0
Card Punch	0	0	0	0	0	0
Tag Inset	0	0	0	0	0	0
Other	0	0	0	0	0	0

Total Traffic Count Entry Details						
Transaction Type	Card/Pass Count	Bus Count	Truck Count	LCV Count	Multi-Axe Vehicle Count	3 Axle Count
Single Journey	100	100	0	0	0	0
Monthly Pass Sales	0	0	0	0	0	0
Discounted Coupons Sales 1%	0	0	0	0	0	0
Discounted Coupons Sales 2%	0	0	0	0	0	0
Early Pass Sale	0	0	0	0	0	0
Late Pass Sale	0	0	0	0	0	0
Return Pass Sale	0	0	0	0	0	0
Total Traffic Count	100	100	0	0	0	0

Deputy Engineer
2/16

Deputy Engineer
2/16



22/5/2016

TOL 100 10000

Annexure 1: Daily Tollable Traffic Count and Revenue Entry Details

Transaction Type	Card/Chip Count	Total Card/Chip Amount (In Rs.)	Bus Count	Total Bus Amount (In Rs.)	Truck Count	Total Truck Amount (In Rs.)	LCV Count	Total LCV Amount (In Rs.)	MVV/Multi-Axe Vehicle Count	Total MVV/Multi-Axe Vehicle Amount (In Rs.)	3-Axe Count	Total 3-Axe Amount (In Rs.)
Single Journey	1122	1452.52	1122	1452.52	0	0.00	0	0.00	0	0.00	0	0.00
Monthly Pass Sales	0	0.00	0	0.00	0	0.00	0	0.00	0	0.00	0	0.00
Discontinued Coupons Sales 10%	0	0.00	0	0.00	0	0.00	0	0.00	0	0.00	0	0.00
Discontinued Coupons Sales 20%	0	0.00	0	0.00	0	0.00	0	0.00	0	0.00	0	0.00
Local Pass Sales	0	0.00	0	0.00	0	0.00	0	0.00	0	0.00	0	0.00
Return Pass Sales	0	0.00	0	0.00	0	0.00	0	0.00	0	0.00	0	0.00
Direction	Tollgate to Kharapur Co-Station											

Transaction Type	Card/Chip Count	Total Card/Chip Amount (In Rs.)	Bus Count	Total Bus Amount (In Rs.)	Truck Count	Total Truck Amount (In Rs.)	LCV Count	Total LCV Amount (In Rs.)	MVV/Multi-Axe Vehicle Count	Total MVV/Multi-Axe Vehicle Amount (In Rs.)	3-Axe Count	Total 3-Axe Amount (In Rs.)
Single Journey	1122	1452.52	1122	1452.52	0	0.00	0	0.00	0	0.00	0	0.00
Monthly Pass Sales	0	0.00	0	0.00	0	0.00	0	0.00	0	0.00	0	0.00
Discontinued Coupons Sales 10%	0	0.00	0	0.00	0	0.00	0	0.00	0	0.00	0	0.00
Discontinued Coupons Sales 20%	0	0.00	0	0.00	0	0.00	0	0.00	0	0.00	0	0.00
Local Pass Sales	0	0.00	0	0.00	0	0.00	0	0.00	0	0.00	0	0.00
Return Pass Sales	0	0.00	0	0.00	0	0.00	0	0.00	0	0.00	0	0.00
Direction	Tollgate to Kharapur Co-Station											


Transaction Type	Card/Chip Count	Total Card/Chip Amount (In Rs.)	Bus Count	Total Bus Amount (In Rs.)	Truck Count	Total Truck Amount (In Rs.)	LCV Count	Total LCV Amount (In Rs.)	MVV/Multi-Axe Vehicle Count	Total MVV/Multi-Axe Vehicle Amount (In Rs.)	3-Axe Count	Total 3-Axe Amount (In Rs.)
Single Journey	1122	1452.52	1122	1452.52	0	0.00	0	0.00	0	0.00	0	0.00
Monthly Pass Sales	0	0.00	0	0.00	0	0.00	0	0.00	0	0.00	0	0.00
Discontinued Coupons Sales 10%	0	0.00	0	0.00	0	0.00	0	0.00	0	0.00	0	0.00
Discontinued Coupons Sales 20%	0	0.00	0	0.00	0	0.00	0	0.00	0	0.00	0	0.00
Local Pass Sales	0	0.00	0	0.00	0	0.00	0	0.00	0	0.00	0	0.00
Return Pass Sales	0	0.00	0	0.00	0	0.00	0	0.00	0	0.00	0	0.00
Direction	Tollgate to Kharapur Co-Station											

Transaction Type	Card/Chip Count	Total Card/Chip Amount (In Rs.)	Bus Count	Total Bus Amount (In Rs.)	Truck Count	Total Truck Amount (In Rs.)	LCV Count	Total LCV Amount (In Rs.)	MVV/Multi-Axe Vehicle Count	Total MVV/Multi-Axe Vehicle Amount (In Rs.)	3-Axe Count	Total 3-Axe Amount (In Rs.)
Single Journey	1122	1452.52	1122	1452.52	0	0.00	0	0.00	0	0.00	0	0.00
Monthly Pass Sales	0	0.00	0	0.00	0	0.00	0	0.00	0	0.00	0	0.00
Discontinued Coupons Sales 10%	0	0.00	0	0.00	0	0.00	0	0.00	0	0.00	0	0.00
Discontinued Coupons Sales 20%	0	0.00	0	0.00	0	0.00	0	0.00	0	0.00	0	0.00
Local Pass Sales	0	0.00	0	0.00	0	0.00	0	0.00	0	0.00	0	0.00
Return Pass Sales	0	0.00	0	0.00	0	0.00	0	0.00	0	0.00	0	0.00
Direction	Tollgate to Kharapur Co-Station											

Transaction Type	Card/Chip Count	Bus Count	Truck Count	LCV Count	Multi-Axe Vehicle Count	3-Axe Count	AVCX
Passing	1122	1122	0	0	0	0	0
Exit Toll	0	0	0	0	0	0	0
Pass Through WDFW	0	0	0	0	0	0	0
Card Point	0	0	0	0	0	0	0
Tag Point	0	0	0	0	0	0	0
Violation	0	0	0	0	0	0	0

Transaction Type	Card/Chip Count	Bus Count	Truck Count	LCV Count	Multi-Axe Vehicle Count	3-Axe Count	AVCX
Tollable Traffic	1122	1122	0	0	0	0	0
Non-Tollable Traffic	0	0	0	0	0	0	0
Total Transactions	1122	1122	0	0	0	0	0

By: The Engineer
 Date: _____
 The charging sign
 Date: _____



21/5/16 Taliguan Yelow


Annexure 8 - Daily Tollable Traffic Count and Revenue Entry Details													Annexure 8 - Daily Tollable Traffic Count and Revenue Entry Details												
Date	21-05-16																								
Section Name	Taliguan																								
BM's Name where cash depositing	B&K CP P.M.A.																								
Bank Account Number	56222011000001																								
Collection Depositing Date	20-5-16																								
Direction	Taliguan To Mumban																								
Transaction Type	Car/Jeep Count	Total Car/Jeep Amount (In Rs.)	Bus Count	Total Bus Amount (In Rs.)	Truck Count	Total Truck Amount (In Rs.)	LCV Count	Total LCV Amount (In Rs.)	MAV(Multi Axle Vehicle) Count	Total MAV (Multi Axle Vehicle) Amount (In Rs.)	3 Axle Count	Total 3 Axle Amount (In Rs.)													
Single Journey	1534	262911.00	153	54125.00	6	5	8	7	6	3	10	11													
Monthly Pass Sales	0	0.00	0	0.00	0	0.00	0	0.00	0	0.00	0	0.00													
Discounted Coupons Sales 10%	0	0.00	0	0.00	0	0.00	0	0.00	0	0.00	0	0.00													
Discounted Coupons Sales 20%	0	0.00	0	0.00	0	0.00	0	0.00	0	0.00	0	0.00													
Daily Pass Sale	0	0.00	0	0.00	0	0.00	0	0.00	0	0.00	0	0.00													
Local Pass Sale	0	0.00	0	0.00	0	0.00	0	0.00	0	0.00	0	0.00													
Return Pass Sale	0	0.00	0	0.00	0	0.00	0	0.00	0	0.00	0	0.00													
Direction	Taliguan To Phalapur Connector																								
Transaction Type	Car/Jeep Count	Total Car/Jeep Amount (In Rs.)	Bus Count	Total Bus Amount (In Rs.)	Truck Count	Total Truck Amount (In Rs.)	LCV Count	Total LCV Amount (In Rs.)	MAV(Multi Axle Vehicle) Count	Total MAV (Multi Axle Vehicle) Amount (In Rs.)	3 Axle Count	Total 3 Axle Amount (In Rs.)													
Single Journey	656	110154.00	10	6122.00	1	524.00	8	7	5	3	10	11													
Monthly Pass Sales	0	0.00	0	0.00	0	0.00	0	0.00	0	0.00	0	0.00													
Discounted Coupons Sales 10%	0	0.00	0	0.00	0	0.00	0	0.00	0	0.00	0	0.00													
Discounted Coupons Sales 20%	0	0.00	0	0.00	0	0.00	0	0.00	0	0.00	0	0.00													
Daily Pass Sale	0	0.00	0	0.00	0	0.00	0	0.00	0	0.00	0	0.00													
Local Pass Sale	0	0.00	0	0.00	0	0.00	0	0.00	0	0.00	0	0.00													
Return Pass Sale	0	0.00	0	0.00	0	0.00	0	0.00	0	0.00	0	0.00													
Direction	Taliguan To Khusgan																								
Transaction Type	Car/Jeep Count	Total Car/Jeep Amount (In Rs.)	Bus Count	Total Bus Amount (In Rs.)	Truck Count	Total Truck Amount (In Rs.)	LCV Count	Total LCV Amount (In Rs.)	MAV(Multi Axle Vehicle) Count	Total MAV (Multi Axle Vehicle) Amount (In Rs.)	3 Axle Count	Total 3 Axle Amount (In Rs.)													
Single Journey	2459	262111.00	21	12632.00	4	5624.00	14	7	8	3	10	11													
Monthly Pass Sales	0	0.00	0	0.00	0	0.00	0	0.00	0	0.00	0	0.00													
Discounted Coupons Sales 10%	0	0.00	0	0.00	0	0.00	0	0.00	0	0.00	0	0.00													
Discounted Coupons Sales 20%	0	0.00	0	0.00	0	0.00	0	0.00	0	0.00	0	0.00													
Daily Pass Sale	0	0.00	0	0.00	0	0.00	0	0.00	0	0.00	0	0.00													
Local Pass Sale	0	0.00	0	0.00	0	0.00	0	0.00	0	0.00	0	0.00													
Return Pass Sale	0	0.00	0	0.00	0	0.00	0	0.00	0	0.00	0	0.00													
Direction	Khusgan To Pune																								
Transaction Type	Car/Jeep Count	Total Car/Jeep Amount (In Rs.)	Bus Count	Total Bus Amount (In Rs.)	Truck Count	Total Truck Amount (In Rs.)	LCV Count	Total LCV Amount (In Rs.)	MAV(Multi Axle Vehicle) Count	Total MAV (Multi Axle Vehicle) Amount (In Rs.)	3 Axle Count	Total 3 Axle Amount (In Rs.)													
Single Journey	2063	247711.00	21	6122.00	5	15311.00	14	7	8	3	10	11													
Monthly Pass Sales	0	0.00	0	0.00	0	0.00	0	0.00	0	0.00	0	0.00													
Discounted Coupons Sales 10%	0	0.00	0	0.00	0	0.00	0	0.00	0	0.00	0	0.00													
Discounted Coupons Sales 20%	0	0.00	0	0.00	0	0.00	0	0.00	0	0.00	0	0.00													
Daily Pass Sale	0	0.00	0	0.00	0	0.00	0	0.00	0	0.00	0	0.00													
Local Pass Sale	0	0.00	0	0.00	0	0.00	0	0.00	0	0.00	0	0.00													
Return Pass Sale	0	0.00	0	0.00	0	0.00	0	0.00	0	0.00	0	0.00													

Total Non-Tollable Traffic Count Entry Details								
Transaction Type	Car/Jeep Count	Bus Count	Truck Count	LCV Count	Multi Axle Vehicle Count	3 Axle Count	AVCX	
Exempt	3006	10	24	213	3	0	0	0
Exit Toll	10907	113	763	1401	223	191	0	0
Pass Through Lane	0	0	0	0	0	0	0	0
Pass Through T-LEV	0	0	0	0	0	0	0	0
Card Punch	27	0	0	0	0	0	0	0
Tag Punch	54	13	5	4	16	0	0	0
Violation	2715	122	17	21	3	0	22	0

Total Traffic Count Entry Details							
Transaction Type	Car/Jeep Count	Bus Count	Truck Count	LCV Count	Multi Axle Vehicle Count	3 Axle Count	AVCX
Tollable Traffic	10333	164	297	2027	254	233	0
Non-Tollable Traffic	1067	113	216	1382	223	191	22
Total Traffic Count	6366	277	513	3409	477	424	22

Executive Engineer
P. V.

Sub-Inspecting Engineer
P. V.



20/5/2016 Talegaon PCCO

Annexure 4 - Daily Tollable Traffic Count and Revenue Entry Details											Annexure 5 - Daily Tollable Traffic Count and Revenue Entry Details										
Date: 20-May-16																					
Section Name: 0																					
Bank Name where cash depositing: BANK OF INDIA																					
Bank Account Number: 06102010200021																					
Direction Depositing Date: 20-May-16																					
Direction: Talegaon To Mumbai																					
Transaction Type	Car/Jeep Count	Total Car/Jeep Amount (In Rs.)	Bus Count	Total Bus Amount (In Rs.)	Truck Count	Total Truck Amount (In Rs.)	LCV Count	Total LCV Amount (In Rs.)	MAV (Multi Axle Vehicle) Count	Total MAV (Multi Axle Vehicle) Amount (In Rs.)	3 Axle Count	Total 3 Axle Amount (In Rs.)									
Single Journey	4332	278058.03	1457	81161.22	108	459776.20	1963	359173.20	504	72,587.55	20	75077.25									
Monthly Pass Sales	0	0.00	0	0.00	0	0.00	0	0.00	0	0.00	0	0.00									
Discounted Coupons Sales 10%	0	0.00	0	0.00	0	0.00	0	0.00	0	0.00	0	0.00									
Discounted Coupons Sales 20%	0	0.00	0	0.00	0	0.00	0	0.00	0	0.00	0	0.00									
Discounted Coupons Sales 50%	0	0.00	0	0.00	0	0.00	0	0.00	0	0.00	0	0.00									
Daily Pass Sale	0	0.00	0	0.00	0	0.00	0	0.00	0	0.00	0	0.00									
Local Pass Sale	0	0.00	0	0.00	0	0.00	0	0.00	0	0.00	0	0.00									
Return Pass Sale	0	0.00	0	0.00	0	0.00	0	0.00	0	0.00	0	0.00									
Direction: Talegaon To Khairatpur Connector																					
Transaction Type	Car/Jeep Count	Total Car/Jeep Amount (In Rs.)	Bus Count	Total Bus Amount (In Rs.)	Truck Count	Total Truck Amount (In Rs.)	LCV Count	Total LCV Amount (In Rs.)	MAV (Multi Axle Vehicle) Count	Total MAV (Multi Axle Vehicle) Amount (In Rs.)	3 Axle Count	Total 3 Axle Amount (In Rs.)									
Single Journey	470	29186.60	7	3958.00	20	7850.00	47	72879.20	33	3204.00	12	2542.00									
Monthly Pass Sales	0	0.00	0	0.00	0	0.00	0	0.00	0	0.00	0	0.00									
Discounted Coupons Sales 10%	0	0.00	0	0.00	0	0.00	0	0.00	0	0.00	0	0.00									
Discounted Coupons Sales 20%	0	0.00	0	0.00	0	0.00	0	0.00	0	0.00	0	0.00									
Daily Pass Sale	0	0.00	0	0.00	0	0.00	0	0.00	0	0.00	0	0.00									
Local Pass Sale	0	0.00	0	0.00	0	0.00	0	0.00	0	0.00	0	0.00									
Return Pass Sale	0	0.00	0	0.00	0	0.00	0	0.00	0	0.00	0	0.00									
Direction: Talegaon To Akharpur																					
Transaction Type	Car/Jeep Count	Total Car/Jeep Amount (In Rs.)	Bus Count	Total Bus Amount (In Rs.)	Truck Count	Total Truck Amount (In Rs.)	LCV Count	Total LCV Amount (In Rs.)	MAV (Multi Axle Vehicle) Count	Total MAV (Multi Axle Vehicle) Amount (In Rs.)	3 Axle Count	Total 3 Axle Amount (In Rs.)									
Single Journey	1581	160677.20	101	1121.00	87	24247.00	218	37247.00	43	32770.20	68	22165.00									
Monthly Pass Sales	0	0.00	0	0.00	0	0.00	0	0.00	0	0.00	0	0.00									
Discounted Coupons Sales 10%	0	0.00	0	0.00	0	0.00	0	0.00	0	0.00	0	0.00									
Discounted Coupons Sales 20%	0	0.00	0	0.00	0	0.00	0	0.00	0	0.00	0	0.00									
Daily Pass Sale	0	0.00	0	0.00	0	0.00	0	0.00	0	0.00	0	0.00									
Local Pass Sale	0	0.00	0	0.00	0	0.00	0	0.00	0	0.00	0	0.00									
Return Pass Sale	0	0.00	0	0.00	0	0.00	0	0.00	0	0.00	0	0.00									
Direction: Khatapur To Pune																					
Transaction Type	Car/Jeep Count	Total Car/Jeep Amount (In Rs.)	Bus Count	Total Bus Amount (In Rs.)	Truck Count	Total Truck Amount (In Rs.)	LCV Count	Total LCV Amount (In Rs.)	MAV (Multi Axle Vehicle) Count	Total MAV (Multi Axle Vehicle) Amount (In Rs.)	3 Axle Count	Total 3 Axle Amount (In Rs.)									
Single Journey	1823	212565.00	83	1443.20	56	1435.00	150	28302.00	10	10270.20	20	7477.00									
Monthly Pass Sales	0	0.00	0	0.00	0	0.00	0	0.00	0	0.00	0	0.00									
Discounted Coupons Sales 10%	0	0.00	0	0.00	0	0.00	0	0.00	0	0.00	0	0.00									
Discounted Coupons Sales 20%	0	0.00	0	0.00	0	0.00	0	0.00	0	0.00	0	0.00									
Daily Pass Sale	0	0.00	0	0.00	0	0.00	0	0.00	0	0.00	0	0.00									
Local Pass Sale	0	0.00	0	0.00	0	0.00	0	0.00	0	0.00	0	0.00									
Return Pass Sale	0	0.00	0	0.00	0	0.00	0	0.00	0	0.00	0	0.00									

Total Non-Tollable Traffic Count Entry Details							
Transaction Type	Car/Jeep Count	Bus Count	Truck Count	LCV Count	Multi Axle Vehicle Count	3 Axle Count	AVCX
Exempt	1234	16	0	0	0	0	0
Exempt	1234	16	0	0	0	0	0
Pass Through NH4	0	0	0	0	0	0	0
Pass Through YDEW	0	0	0	0	0	0	0
Gate Punch	50	0	0	0	0	0	0
Tag Punch	50	0	0	0	0	0	0
Uplift on	1823	17	4	150	0	0	0

Total Traffic Count Entry Details							
Transaction Type	Car/Jeep Count	Bus Count	Truck Count	LCV Count	Multi Axle Vehicle Count	3 Axle Count	AVCX
Tollable Traffic	1823	178	128	150	53	20	0
Non-Tollable Traffic	1234	16	0	0	0	0	0
Total Traffic Count	3057	194	128	150	53	20	0



Executive Engineer
PCCO

Supervising Engineer
PCCO

19/5/16 Tolagum YCCW

Annexure B - Daily Tollable Traffic Count and Revenue Entry Details												Annexure B - Daily Tollable Traffic Count and Revenue Entry Details											
Date: 16-May-16																							
Section Name: 0																							
Bank Name where cash depositing: BANK OF INDIA																							
Bank Account Number: 60200110000001																							
Collection Depositing Date: 22-May-16																							
Direction: Tolagum To Mumbai																							
Transaction Type	Car/Jeep Count	Total Car/Jeep Amount (In Rs.)	Bus Count	Total Bus Amount (In Rs.)	Truck Count	Total Truck Amount (In Rs.)	LCV Count	Total LCV Amount (In Rs.)	MAV(Multi-Axis Vehicle) Count	Total MAV (Multi-Axis Vehicle) Amount (In Rs.)	3-Axis Count	Total 3-Axis Amount (In Rs.)											
Single Journey	1258	237584.00	1416	386267.00	4	558	360724.00	1993	849224.00	259	79637.00	143	41127.00										
Monthly Pass Sales	0	0.00	0	0.00	0	0.00	0	0.00	0	0.00	0	0.00											
Discounted Coupons Sales 15%	0	0.00	0	0.00	0	0.00	0	0.00	0	0.00	0	0.00											
Discounted Coupons Sales 25%	0	0.00	0	0.00	0	0.00	0	0.00	0	0.00	0	0.00											
Daily Pass Sale	0	0.00	0	0.00	0	0.00	0	0.00	0	0.00	0	0.00											
Local Pass Sales	0	0.00	0	0.00	0	0.00	0	0.00	0	0.00	0	0.00											
Return Pass Sale	0	0.00	0	0.00	0	0.00	0	0.00	0	0.00	0	0.00											
Direction: Tolagum To Maharashtra District																							
Transaction Type	Car/Jeep Count	Total Car/Jeep Amount (In Rs.)	Bus Count	Total Bus Amount (In Rs.)	Truck Count	Total Truck Amount (In Rs.)	LCV Count	Total LCV Amount (In Rs.)	MAV(Multi-Axis Vehicle) Count	Total MAV (Multi-Axis Vehicle) Amount (In Rs.)	3-Axis Count	Total 3-Axis Amount (In Rs.)											
Single Journey	287	47502.00	7	2195.00	28	4280.00	43	8200.00	41	26200.00	18	12274.00											
Monthly Pass Sales	0	0.00	0	0.00	0	0.00	0	0.00	0	0.00	0	0.00											
Discounted Coupons Sales 15%	0	0.00	0	0.00	0	0.00	0	0.00	0	0.00	0	0.00											
Discounted Coupons Sales 25%	0	0.00	0	0.00	0	0.00	0	0.00	0	0.00	0	0.00											
Daily Pass Sale	0	0.00	0	0.00	0	0.00	0	0.00	0	0.00	0	0.00											
Local Pass Sales	0	0.00	0	0.00	0	0.00	0	0.00	0	0.00	0	0.00											
Return Pass Sale	0	0.00	0	0.00	0	0.00	0	0.00	0	0.00	0	0.00											
Direction: Tolagum To Nagpur																							
Transaction Type	Car/Jeep Count	Total Car/Jeep Amount (In Rs.)	Bus Count	Total Bus Amount (In Rs.)	Truck Count	Total Truck Amount (In Rs.)	LCV Count	Total LCV Amount (In Rs.)	MAV(Multi-Axis Vehicle) Count	Total MAV (Multi-Axis Vehicle) Amount (In Rs.)	3-Axis Count	Total 3-Axis Amount (In Rs.)											
Single Journey	1224	177243.00	15	8148.00	86	3784.00	206	17038.00	33	41470.00	10	21177.00											
Monthly Pass Sales	0	0.00	0	0.00	0	0.00	0	0.00	0	0.00	0	0.00											
Discounted Coupons Sales 15%	0	0.00	0	0.00	0	0.00	0	0.00	0	0.00	0	0.00											
Discounted Coupons Sales 25%	0	0.00	0	0.00	0	0.00	0	0.00	0	0.00	0	0.00											
Daily Pass Sale	0	0.00	0	0.00	0	0.00	0	0.00	0	0.00	0	0.00											
Local Pass Sales	0	0.00	0	0.00	0	0.00	0	0.00	0	0.00	0	0.00											
Return Pass Sale	0	0.00	0	0.00	0	0.00	0	0.00	0	0.00	0	0.00											
Direction: Nagpur To Pune																							
Transaction Type	Car/Jeep Count	Total Car/Jeep Amount (In Rs.)	Bus Count	Total Bus Amount (In Rs.)	Truck Count	Total Truck Amount (In Rs.)	LCV Count	Total LCV Amount (In Rs.)	MAV(Multi-Axis Vehicle) Count	Total MAV (Multi-Axis Vehicle) Amount (In Rs.)	3-Axis Count	Total 3-Axis Amount (In Rs.)											
Single Journey	1806	367200.00	75	2375.00	78	16970.00	219	39079.00	33	44300.00	10	11277.00											
Monthly Pass Sales	0	0.00	0	0.00	0	0.00	0	0.00	0	0.00	0	0.00											
Discounted Coupons Sales 15%	0	0.00	0	0.00	0	0.00	0	0.00	0	0.00	0	0.00											
Discounted Coupons Sales 25%	0	0.00	0	0.00	0	0.00	0	0.00	0	0.00	0	0.00											
Daily Pass Sale	0	0.00	0	0.00	0	0.00	0	0.00	0	0.00	0	0.00											
Local Pass Sales	0	0.00	0	0.00	0	0.00	0	0.00	0	0.00	0	0.00											
Return Pass Sale	0	0.00	0	0.00	0	0.00	0	0.00	0	0.00	0	0.00											

Transaction Type	Car/Jeep Count	Bus Count	Truck Count	LCV Count	Multi-Axis Vehicle Count	3-Axis Count	AVDX
Example	3029	11	30	245	0	4	0
Mini Toll	1120	660	803	1255	141	612	0
Pass Through NH6	0	0	0	0	0	0	0
Pass Through TCEW	0	0	0	0	0	0	0
Card Punch	20	0	0	12	0	0	0
Tag Punch	24	19	1	10	1	0	0
Waiver	331	27	1	12	1	0	69

Transaction Type	Car/Jeep Count	Bus Count	Truck Count	LCV Count	Multi-Axis Vehicle Count	3-Axis Count	AVDX
Tollable Traffic	15493	1343	1637	2348	619	143	0
Non-Tollable Traffic	2327	675	837	1255	284	562	49
Total Traffic Count	17820	2018	2474	3603	903	695	49

Executive Engineer
P.W.

Substituting Engineer
P.W.

